


General information about company	
Scrip code	532555
NSE Symbol	NTPC
MSEI Symbol	NOTLISTED
ISIN	INE733E01010
Name of the company	NTPC Limited
Whether company is SME	No
Class of Security	Equity Shares
Type of report	Quarterly
Quarter Ended / Half year ended/Date of Report (For Prelisting / Allotment)	30-06-2022
Date of allotment / extinguishment (in case Capital Restructuring selected) / Listing Date	
Shareholding pattern filed under	Regulation 31 (1) (b)
Whether the listed entity is Public Sector Undertaking (PSU)?	Yes



Declaration					
Sr. No.	Particular	Yes/No	Promoter and Promoter Group	Public shareholder	Non Promoter-Non Public
1	Whether the Listed Entity has issued any partly paid up shares?	No	No	No	No
2	Whether the Listed Entity has issued any Convertible Securities ?	No	No	No	No
3	Whether the Listed Entity has issued any Warrants ?	No	No	No	No
4	Whether the Listed Entity has any shares against which depository receipts are issued?	No	No	No	No
5	Whether the Listed Entity has any shares in locked-in?	No	No	No	No
6	Whether any shares held by promoters are pledge or otherwise encumbered?	No	No		
7	Whether company has equity shares with differential voting rights?	No	No	No	No
8	Whether the listed entity has any significant beneficial owner?	No			



Table I - Summary Statement holding of specified securities

Category (I)	Category of shareholder (II)	Nos. Of shareholders (III)	No. of fully paid up equity shares held (IV)	No. Of Partly paid-up equity shares held (V)	No. Of shares underlying Depository Receipts (VI)	Total nos. shares held (VII) = (IV)+(V)+(VI)	Shareholding as a % of total no. of shares (calculated as per SCRR, 1957) (VIII) As a % of (A+B+C2)	Number of Voting Rights held in each class of securities (IX)			
								No of Voting (XIV) Rights			Total as a % of (A+B+C)
								Class eg: X	Class eg:y	Total	
(A)	Promoter & Promoter Group	1	4955346251			4955346251	51.1	4955346251		4955346251	51.1
(B)	Public	990909	4741319883			4741319883	48.9	4741319883		4741319883	48.9
(C)	Non Promoter-Non Public										
(C1)	Shares underlying DRs										
(C2)	Shares held by Employee Trusts										
	Total	990910	9696666134			9696666134	100	9696666134		9696666134	100



Table I - Summary Statement holding of specified securities

Category (I)	Category of shareholder (II)	No. Of Shares Underlying Outstanding convertible securities (X)	No. of Shares Underlying Outstanding Warrants (Xi)	No. Of Shares Underlying Outstanding convertible securities and No. Of Warrants (Xi) (a)	Shareholding , as a % assuming full conversion of convertible securities (as a percentage of diluted share capital) (XI)= (VII)+(X) As a % of (A+B+C2)	Number of Locked in shares (XII)		Number of Shares pledged or otherwise encumbered (XIII)		Number of equity shares held in dematerialized form (XIV)
						No. (a)	As a % of total Shares held (b)	No. (a)	As a % of total Shares held (b)	
(A)	Promoter & Promoter Group				51.1					4955346251
(B)	Public				48.9					4741242312
(C)	Non Promoter-Non Public									
(C1)	Shares underlying DRs									
(C2)	Shares held by Employee Trusts									
	Total				100					9696588563






Table II - Statement showing shareholding pattern of the Promoter and Promoter Group

Sr.	Category & Name of the Shareholders (I)	Nos. Of shareholders (III)	No. of fully paid up equity shares held (IV)	No. Of Partly paid-up equity shares held (V)	No. Of shares underlying Depository Receipts (VI)	Total nos. shares held (VII) = (IV)+(V)+(VI)	Shareholding as a % of total no. of shares (calculated as per SCRR, 1957) (VIII) As a % of (A+B+C2)	Number of Voting Rights held in each class of securities (IX)			
								No of Voting (XIV) Rights			Total as a % of Total Voting rights
								Class eg: X	Class eg:y	Total	
A	Table II - Statement showing shareholding pattern of the Promoter and Promoter Group										
(1)	Indian										
(b)	Central Government/ State Government(s)	1	4955346251			4955346251	51.1	4955346251		4955346251	51.1
Sub-Total (A)(1)		1	4955346251			4955346251	51.1	4955346251		4955346251	51.1
(2)	Foreign										
Total Shareholding of Promoter and Promoter Group (A)= (A)(1)+(A)(2)		1	4955346251			4955346251	51.1	4955346251		4955346251	51.1
B	Table III - Statement showing shareholding pattern of the Public shareholder										
(1)	Institutions										
(a)	Mutual Funds	36	1750592900			1750592900	18.05	1750592900		1750592900	18.05
(c)	Alternate Investment Funds	31	22149727			22149727	0.23	22149727		22149727	0.23
(e)	Foreign					1357838473	14			1357838473	14



	Portfolio Investors	576	1357838473					1357838473		
(f)	Financial Institutions/ Banks	15	30229158			30229158	0.31	30229158	30229158	0.31
(g)	Insurance Companies	34	1234813973			1234813973	12.73	1234813973	1234813973	12.73
Sub-Total (B)(1)		692	4395624231			4395624231	45.33	4395624231	4395624231	45.33
(2)	Central Government/ State Government(s)/ President of India	6	16384721			16384721	0.17	16384721	16384721	0.17
Sub-Total (B)(2)		6	16384721			16384721	0.17	16384721	16384721	0.17
(3)	Non-institutions									
(a(i))	Individuals - i. Individual shareholders holding nominal share capital up to Rs. 2 lakhs.	964574	175612650			175612650	1.81	175612650	175612650	1.81
(a(ii))	Individuals - ii. Individual shareholders holding nominal share capital in excess of Rs. 2 lakhs.	397	24431665			24431665	0.25	24431665	24431665	0.25
(e)	Any Other (specify)	25240	129266616			129266616	1.33	129266616	129266616	1.33
Sub-Total (B)(3)		990211	329310931			329310931	3.4	329310931	329310931	3.4
Total Public Shareholding		990909	4741319883			4741319883	48.9	4741319883	4741319883	48.9




(B)=(B)(1)+ (B)(2)+(B) (3)											
C	Table IV - Statement showing shareholding pattern of the Non Promoter- Non Public shareholder										
Total (A+B+C2)		990910	9696666134			9696666134	100	9696666134		9696666134	100
Total (A+B+C)		990910	9696666134			9696666134	100	9696666134		9696666134	100




Table II - Statement showing shareholding pattern of the Promoter and Promoter Group


Sr.	No. Of Shares Underlying Outstanding convertible securities (X)	No. of Shares Underlying Outstanding Warrants (Xi)	No. Of Shares Underlying Outstanding convertible securities and No. Of Warrants (Xi) (a)	Shareholding , as a % assuming full conversion of convertible securities (as a percentage of diluted share capital) (XI)= (VII)+(X) As a % of (A+B+C2)	Number of Locked in shares (XII)		Number of Shares pledged or otherwise encumbered (XIII)		Number of equity shares held in dematerialized form (XIV)
					No. (a)	As a % of total Shares held (b)	No. (a)	As a % of total Shares held (b)	
A	Table II - Statement showing shareholding pattern of the Promoter and Promoter Group								
(1)	Indian								
(b)				51.1					4955346251
Sub-Total (A) (1)				51.1					4955346251
(2)	Foreign								
Total Shareholding of Promoter and Promoter Group (A)= (A)(1)+(A)(2)				51.1					4955346251
B	Table III - Statement showing shareholding pattern of the Public shareholder								
(1)	Institutions								
(a)				18.05					1750592900
(c)				0.23					22149727
(e)				14					1357838473
(f)				0.31					30229158




(g)				12.73					1234813973
Sub-Total (B) (1)				45.33					4395624231
(2)				0.17					16384721
Sub-Total (B) (2)				0.17					16384721
(3)	Non-institutions								
(a(i))				1.81					175592982
(a(ii))				0.25					24431665
(e)				1.33					129208713
Sub-Total (B) (3)				3.4					329233360
Total Public Shareholding (B)=(B)(1)+ (B)(2)+(B)(3)				48.9					4741242312
C	Table IV - Statement showing shareholding pattern of the Non Promoter- Non Public shareholder								
Total (A+B+C2)				100					9696588563
Total (A+B+C)				100					9696588563




Central Government/ State Government(s)		
Searial No.	1	
Name of the Shareholders (I)	President Of India	Click here to go back
PAN (II)	ZZZZZ9999Z	Total
No. of fully paid up equity shares held (IV)	4955346251	4955346251
No. Of Partly paid-up equity shares held (V)		
No. Of shares underlying Depository Receipts (VI)		
Total nos. shares held (VII) = (IV)+ (V)+ (VI)	4955346251	4955346251
Shareholding as a % of total no. of shares (calculated as per SCRR, 1957) (VIII) As a % of (A+B+C2)	51.1	51.1
Number of Voting Rights held in each class of securities (IX)		
Class eg: X	4955346251	4955346251
Class eg:y		
Total	4955346251	4955346251
Total as a % of Total Voting rights	51.1	51.1
No. Of Shares Underlying Outstanding		




convertible securities (X)		
No. of Shares Underlying Outstanding Warrants (Xi)		
No. Of Shares Underlying Outstanding convertible securities and warrants (X)		
Shareholding , as a % assuming full conversion of convertible securities (as a percentage of diluted share capital) (XI)= (VII)+(X) As a % of (A+B+C2)	51.1	51.1
Number of Locked in shares (XII)		
No. (a)		
As a % of total Shares held (b)		
Number of Shares pledged or otherwise encumbered (XIII)		
No. (a)		
As a % of total Shares held (b)		
Number of equity shares held in dematerialized form (XIV)	4955346251	4955346251
Reason for not providing PAN		
Reason for not providing PAN	Textual Information(1)	
Shareholder type	Promoter	



Text Block	
Textual Information(1)	Promoter is President of India




Mutual Funds					
Serial No.	1	2	3	4	
Name of the Shareholders (I)	Cpse Exchange Traded Scheme (cpse Etf)	Hdfc Trustee Company Ltd. A/c Hdfc Balanced Advantage Fund	Icici Prudential Value Discovery Fund	Sbi-etf Nifty 50	Click here to go back
PAN (II)	AAATR0090B	AAATH1809A	AAAAI0038F	AABTS6407Q	Total
No. of fully paid up equity shares held (IV)	331384545	331798169	519056087	148217190	1330455991
No. Of Partly paid-up equity shares held (V)					
No. Of shares underlying Depository Receipts (VI)					
Total nos. shares held (VII) = (IV)+ (V)+ (VI)	331384545	331798169	519056087	148217190	1330455991
Shareholding as a % of total no. of shares (calculated as per SCRR, 1957) (VIII) As a % of (A+B+C2)	3.42	3.42	5.35	1.53	13.72
Number of Voting Rights held in each class of securities (IX)					
Class eg: X	331384545	331798169	519056087	148217190	1330455991
Class eg:y					
Total	331384545	331798169	519056087	148217190	1330455991
Total as a % of Total Voting rights	3.42	3.42	5.35	1.53	13.72
No. Of Shares Underlying					



Outstanding convertible securities (X)					
No. of Shares Underlying Outstanding Warrants (Xi)					
No. Of Shares Underlying Outstanding convertible securities and No. Of Warrants (Xi) (a)					
Shareholding , as a % assuming full conversion of convertible securities (as a percentage of diluted share capital) (XI)= (VII)+(X) As a % of (A+B+C2)	3.42	3.42	5.35	1.53	13.72
Number of Locked in shares (XII)					
No. (a)					
As a % of total Shares held (b)					
Number of equity shares held in dematerialized form (XIV)	331384545	331798169	519056087	148217190	1330455991
Reason for not providing PAN					
Reason for not providing PAN					



Insurance Companies		
Searial No.	1	
Name of the Shareholders (I)	Life Insurance Corporation Of India	Click here to go back
PAN (II)	AAACL0582H	Total
No. of fully paid up equity shares held (IV)	966483455	966483455
No. Of Partly paid-up equity shares held (V)		
No. Of shares underlying Depository Receipts (VI)		
Total nos. shares held (VII) = (IV)+ (V)+ (VI)	966483455	966483455
Shareholding as a % of total no. of shares (calculated as per SCRR, 1957) (VIII) As a % of (A+B+C2)	9.97	9.97
Number of Voting Rights held in each class of securities (IX)		
Class eg: X	966483455	966483455
Class eg:y		
Total	966483455	966483455
Total as a % of Total Voting rights	9.97	9.97
No. Of Shares Underlying Outstanding		



convertible securities (X)		
No. of Shares Underlying Outstanding Warrants (Xi)		
No. Of Shares Underlying Outstanding convertible securities and No. Of Warrants (Xi) (a)		
Shareholding , as a % assuming full conversion of convertible securities (as a percentage of diluted share capital) (XI)= (VII)+(X) As a % of (A+B+C2)	9.97	9.97
Number of Locked in shares (XII)		
No. (a)		
As a % of total Shares held (b)		
Number of equity shares held in dematerialized form (XIV)	966483455	966483455
Reason for not providing PAN		
Reason for not providing PAN		




(Handwritten signature)




Any Other (specify)							
Serial No.	1	2	3	4	5	6	7
Category	Bodies Corporate	Trusts	Overseas Corporate Bodies	Clearing Members	Others	Others	HUF
Category / More than 1 percentage	Category	Category	Category	Category	Category	Category	Category
Name of the Shareholders (I)					N R I - NON - REPATARIABLE	N R I - REPATARIABLE	
PAN (II)							
No. of the Shareholders (I)	2234	59	1	135	5255	6427	11125
No. of fully paid up equity shares held (IV)	29568525	548169	3000	4057122	2735108	5101474	6495497
No. Of Partly paid-up equity shares held (V)							
No. Of shares underlying Depository Receipts (VI)							
Total nos. shares held (VII) = (IV)+ (V)+ (VI)	29568525	548169	3000	4057122	2735108	5101474	6495497
Shareholding as a % of total no. of shares (calculated as per SCRR, 1957) (VIII) As a % of (A+B+C2)	0.3	0.01	0	0.04	0.03	0.05	0.07
Number of Voting Rights held in each class of securities (IX)							
Class eg: X	29568525	548169	3000	4057122	2735108	5101474	6495497
Class eg: y							



Total	29568525	548169	3000	4057122	2735108	5101474	6495497
Total as a % of Total Voting rights	0.3	0.01	0	0.04	0.03	0.05	0.07
No. Of Shares Underlying Outstanding convertible securities (X)							
No. of Shares Underlying Outstanding Warrants (Xi)							
No. Of Shares Underlying Outstanding convertible securities and No. Of Warrants (Xi) (a)							
Shareholding , as a % assuming full conversion of convertible securities (as a percentage of diluted share capital) (XI)= (VII)+(X) As a % of (A+B+C2)	0.3	0.01	0	0.04	0.03	0.05	0.07
Number of Locked in shares (XII)							
No. (a)							
As a % of total Shares held (b)							
Number of equity shares held in dematerialized form (XIV)	29568504	548169	3000	4057122	2735108	5043614	6495475
Reason for not providing PAN							
Reason for not							



providing PAN






Any Other (specify)			
Serial No.	8	9	
Category	IEPF	Others	
Category / More than 1 percentage	Category	Category	
Name of the Shareholders (I)		QIB	Click here to go back
PAN (II)			Total
No. of the Shareholders (I)	1	3	25240
No. of fully paid up equity shares held (IV)	1221597	79536124	129266616
No. Of Partly paid-up equity shares held (V)			
No. Of shares underlying Depository Receipts (VI)			
Total nos. shares held (VII) = (IV)+ (V)+ (VI)	1221597	79536124	129266616
Shareholding as a % of total no. of shares (calculated as per SCRR, 1957) (VIII) As a % of (A+B+C2)	0.01	0.82	1.33
Number of Voting Rights held in each class of securities (IX)			
Class eg: X	1221597	79536124	129266616
Class eg:y			



Total	1221597	79536124	129266616
Total as a % of Total Voting rights	0.01	0.82	1.33
No. Of Shares Underlying Outstanding convertible securities (X)			
No. of Shares Underlying Outstanding Warrants (Xi)			
No. Of Shares Underlying Outstanding convertible securities and No. Of Warrants (Xi) (a)			
Shareholding , as a % assuming full conversion of convertible securities (as a percentage of diluted share capital) (XI)= (VII)+(X) As a % of (A+B+C2)	0.01	0.82	1.33
Number of Locked in shares (XII)			
No. (a)			
As a % of total Shares held (b)			
Number of equity shares held in dematerialized form (XIV)	1221597	79536124	129208713
Reason for not providing PAN			
Reason for not			



providing PAN

