

General information about company	
Scrip code	532555
NSE Symbol	NTPC
MSEI Symbol	NOTLISTED
ISIN	INE733E01010
Name of the company	NTPC Limited
Whether company is SME	No
Class of Security	Equity Shares
Type of report	Quarterly
Quarter Ended / Half year ended/Date of Report (For Prelisting / Allotment)	31-12-2021
Date of allotment / extinguishment (in case Capital Restructuring selected) / Listing Date	
Shareholding pattern filed under	Regulation 31 (1) (b)
Whether the listed entity is Public Sector Undertaking (PSU)?	Yes



Declaration					
Sr. No.	Particular	Yes/No	Promoter and Promoter Group	Public shareholder	Non Promoter- Non Public
1	Whether the Listed Entity has issued any partly paid up shares?	No	No	No	No
2	Whether the Listed Entity has issued any Convertible Securities ?	No	No	No	No
3	Whether the Listed Entity has issued any Warrants ?	No	No	No	No
4	Whether the Listed Entity has any shares against which depository receipts are issued?	No	No	No	No
5	Whether the Listed Entity has any shares in locked-in?	No	No	No	No
6	Whether any shares held by promoters are pledge or otherwise encumbered?	No	No		
7	Whether company has equity shares with differential voting rights?	No	No	No	No
8	Whether the listed entity has any significant beneficial owner?	No			



Table I - Summary Statement holding of specified securities

Category (I)	Category of shareholder (II)	Nos. Of shareholders (III)	No. of fully paid up equity shares held (IV)	No. Of Partly paid-up equity shares held (V)	No. Of shares underlying Depository Receipts (VI)	Total nos. shares held (VII) = (IV)+(V)+(VI)	Shareholding as a % of total no. of shares (calculated as per SCRR, 1957) (VIII) As a % of (A+B+C2)	Number of Voting Rights held in each class of securities (IX)			
								No of Voting (XIV) Rights			Total as a % of (A+B+C)
								Class eg: X	Class eg:y	Total	
(A)	Promoter & Promoter Group	1	4955346251			4955346251	51.1	4955346251		4955346251	51.1
(B)	Public	926647	4741319883			4741319883	48.9	4741319883		4741319883	48.9
(C)	Non Promoter-Non Public										
(C1)	Shares underlying DRs										
(C2)	Shares held by Employee Trusts										
	Total	926648	9696666134			9696666134	100	9696666134		9696666134	100




Table I - Summary Statement holding of specified securities

Category (I)	Category of shareholder (II)	No. Of Shares Underlying Outstanding convertible securities (X)	No. of Shares Underlying Outstanding Warrants (Xi)	No. Of Shares Underlying Outstanding convertible securities and No. Of Warrants (Xi) (a)	Shareholding , as a % assuming full conversion of convertible securities (as a percentage of diluted share capital) (XI)= (VII)+(X) As a % of (A+B+C2)	Number of Locked in shares (XII)		Number of Shares pledged or otherwise encumbered (XIII)		Number of equity shares held in dematerialized form (XIV)
						No. (a)	As a % of total Shares held (b)	No. (a)	As a % of total Shares held (b)	
(A)	Promoter & Promoter Group				51.1					4955346251
(B)	Public				48.9					4741239665
(C)	Non Promoter- Non Public									
(C1)	Shares underlying DRs									
(C2)	Shares held by Employee Trusts									
	Total				100					9696585916



Table II - Statement showing shareholding pattern of the Promoter and Promoter Group

Sr.	Category & Name of the Shareholders (I)	Nos. Of shareholders (III)	No. of fully paid up equity shares held (IV)	No. Of Partly paid-up equity shares held (V)	No. Of shares underlying Depository Receipts (VI)	Total nos. shares held (VII) = (IV)+(V)+(VI)	Shareholding as a % of total no. of shares (calculated as per SCRR, 1957) (VIII) As a % of (A+B+C2)	Number of Voting Rights held in each class of securities (IX)			Total as a % of Total Voting rights
								No of Voting (XIV) Rights	Class eg: X	Class eg:y	
A	Table II - Statement showing shareholding pattern of the Promoter and Promoter Group										
(1)	Indian										
(b)	Central Government/ State Government(s)	1	4955346251			4955346251	51.1	4955346251		4955346251	51.1
Sub-Total (A)(1)		1	4955346251			4955346251	51.1	4955346251		4955346251	51.1
(2)	Foreign										
Total Shareholding of Promoter and Promoter Group (A)=(A)(1)+(1)+(A)(2)		1	4955346251			4955346251	51.1	4955346251		4955346251	51.1
B	Table III - Statement showing shareholding pattern of the Public shareholder										
(1)	Institutions										
(a)	Mutual Funds	33	1721390572			1721390572	17.75	1721390572		1721390572	17.75
(c)	Alternate Investment Funds	8	1918469			1918469	0.02	1918469		1918469	0.02
(e)	Foreign Portfolio Investors	516	1409607424			1409607424	14.54	1409607424		1409607424	14.54
(f)	Financial Institutions/ Banks	17	43756075			43756075	0.45	43756075		43756075	0.45
(g)	Insurance Companies	33	1230284203			1230284203	12.69	1230284203		1230284203	12.69
Sub-Total (B)(1)		607	4406956743			4406956743	45.45	4406956743		4406956743	45.45
(2)	Central Government/ State Government(s)/ President of India	6	16384721			16384721	0.17	16384721		16384721	0.17
Sub-Total (B)(2)		6	16384721			16384721	0.17	16384721		16384721	0.17
(3)	Non-institutions										
(a(i))	Individuals - i. Individual shareholders holding nominal share capital up to Rs. 2 lakhs.	901551	180309471			180309471	1.86	180309471		180309471	1.86
(a(ii))	Individuals - ii. Individual shareholders holding nominal share capital in excess of Rs. 2 lakhs.	406	25815403			25815403	0.27	25815403		25815403	0.27
(e)	Any Other (specify)	24077	111853545			111853545	1.15	111853545		111853545	1.15
Sub-Total (B)(3)		926034	317978419			317978419	3.28	317978419		317978419	3.28
Total Public Shareholding (B)=(B)(1)+(B)(2)+(B)(3)		926647	4741319883			4741319883	48.9	4741319883		4741319883	48.9



C Table IV - Statement showing shareholding pattern of the Non Promoter- Non Public shareholder											
Total (A+B+C2)		926648	9696666134			9696666134	100	9696666134		9696666134	100
Total (A+B+C)		926648	9696666134			9696666134	100	9696666134		9696666134	100




Table II - Statement showing shareholding pattern of the Promoter and Promoter Group									
Sr.	No. Of Shares Underlying Outstanding convertible securities (X)	No. of Shares Underlying Outstanding Warrants (Xi)	No. Of Shares Underlying Outstanding convertible securities and No. Of Warrants (Xi) (a)	Shareholding , as a % assuming full conversion of convertible securities (as a percentage of diluted share capital) (XI)= (VII)+(X) As a % of (A+B+C2)	Number of Locked in shares (XII)		Number of Shares pledged or otherwise encumbered (XIII)		Number of equity shares held in dematerialized form (XIV)
					No. (a)	As a % of total Shares held (b)	No. (a)	As a % of total Shares held (b)	
A	Table II - Statement showing shareholding pattern of the Promoter and Promoter Group								
(1)	Indian								
(b)				51.1					4955346251
Sub-Total (A) (1)				51.1					4955346251
(2)	Foreign								
Total Shareholding of Promoter and Promoter Group (A)=(A) (1)+(A)(2)				51.1					4955346251
B	Table III - Statement showing shareholding pattern of the Public shareholder								
(1)	Institutions								
(a)				17.75					1721390572
(c)				0.02					1918469
(e)				14.54					1409607424
(f)				0.45					43756075
(g)				12.69					1230284203
Sub-Total (B) (1)				45.45					4406956743
(2)				0.17					16384721
Sub-Total (B) (2)				0.17					16384721
(3)	Non-institutions								
(a(i))				1.86					180287156
(a(ii))				0.27					25815403
(e)				1.15					111795642
Sub-Total (B) (3)				3.28					317898201
Total Public Shareholding (B)=(B)(1)+(B) (2)+(B)(3)				48.9					4741239665
C	Table IV - Statement showing shareholding pattern of the Non Promoter- Non Public shareholder								
Total (A+B+C2)				100					9696585916
Total (A+B+C)				100					9696585916



Central Government/ State Government(s)		
Searial No.	1	
Name of the Shareholders (I)	President Of India	Click here to go back
PAN (II)	ZZZZZ9999Z	Total
No. of fully paid up equity shares held (IV)	4955346251	4955346251
No. Of Partly paid-up equity shares held (V)		
No. Of shares underlying Depository Receipts (VI)		
Total nos. shares held (VII) = (IV)+(V)+ (VI)	4955346251	4955346251
Shareholding as a % of total no. of shares (calculated as per SCRR, 1957) (VIII) As a % of (A+B+C2)	51.1	51.1
Number of Voting Rights held in each class of securities (IX)		
Class eg: X	4955346251	4955346251
Class eg:y		
Total	4955346251	4955346251
Total as a % of Total Voting rights	51.1	51.1
No. Of Shares Underlying Outstanding convertible securities (X)		
No. of Shares Underlying Outstanding Warrants (Xi)		
No. Of Shares Underlying Outstanding convertible securities and warrants (X)		
Shareholding , as a % assuming full conversion of convertible securities (as a percentage of diluted share capital) (XI)= (VII)+(X) As a % of (A+B+C2)	51.1	51.1
Number of Locked in shares (XII)		
No. (a)		
As a % of total Shares held (b)		
Number of Shares pledged or otherwise encumbered (XIII)		
No. (a)		
As a % of total Shares held (b)		
Number of equity shares held in dematerialized form (XIV)	4955346251	4955346251
Reason for not providing PAN		
Reason for not providing PAN	Textual Information(1)	
Shareholder type	Promoter	




Text Block	
Textual Information(1)	Promoter being PRESIDENT OF INDIA



Mutual Funds					
Serial No.	1	2	3	4	
Name of the Shareholders (I)	Cpse Exchange Traded Scheme (cpse Etf)	Hdfc Trustee Company Ltd. A/c Hdfc Balanced Advantage Fund	Icici Prudential Value Discovery Fund	Sbi-etf Nifty 50	Click here to go back
PAN (II)	AAATR0090B	AAATH1809A	AAAAI0038F	AABTS6407Q	Total
No. of fully paid up equity shares held (IV)	320523038	428063142	563834118	126578668	1438998966
No. Of Partly paid-up equity shares held (V)					
No. Of shares underlying Depository Receipts (VI)					
Total nos. shares held (VII) = (IV)+(V)+ (VI)	320523038	428063142	563834118	126578668	1438998966
Shareholding as a % of total no. of shares (calculated as per SCRR, 1957) (VIII) As a % of (A+B+C2)	3.31	4.41	5.81	1.31	14.84
Number of Voting Rights held in each class of securities (IX)					
Class eg: X	320523038	428063142	563834118	126578668	1438998966
Class eg:y					
Total	320523038	428063142	563834118	126578668	1438998966
Total as a % of Total Voting rights	3.31	4.41	5.81	1.31	14.84
No. Of Shares Underlying Outstanding convertible securities (X)					
No. of Shares Underlying Outstanding Warrants (Xi)					
No. Of Shares Underlying Outstanding convertible securities and No. Of Warrants (Xi) (a)					
Shareholding , as a % assuming full conversion of convertible securities (as a percentage of diluted share capital) (XI)= (VII)+(X) As a % of (A+B+C2)	3.31	4.41	5.81	1.31	14.84
Number of Locked in shares (XII)					
No. (a)					
As a % of total Shares held (b)					
Number of equity shares held in dematerialized form (XIV)	320523038	428063142	563834118	126578668	1438998966
Reason for not providing PAN					
Reason for not providing PAN					




Insurance Companies		
Serial No.	1	
Name of the Shareholders (I)	Life Insurance Corporation Of India	Click here to go back
PAN (II)	AAACL0582H	Total
No. of fully paid up equity shares held (IV)	1043520430	1043520430
No. Of Partly paid-up equity shares held (V)		
No. Of shares underlying Depository Receipts (VI)		
Total nos. shares held (VII) = (IV)+(V)+ (VI)	1043520430	1043520430
Shareholding as a % of total no. of shares (calculated as per SCRR, 1957) (VIII) As a % of (A+B+C2)	10.76	10.76
Number of Voting Rights held in each class of securities (IX)		
Class eg: X	1043520430	1043520430
Class eg:y		
Total	1043520430	1043520430
Total as a % of Total Voting rights	10.76	10.76
No. Of Shares Underlying Outstanding convertible securities (X)		
No. of Shares Underlying Outstanding Warrants (Xi)		
No. Of Shares Underlying Outstanding convertible securities and No. Of Warrants (Xi) (a)		
Shareholding , as a % assuming full conversion of convertible securities (as a percentage of diluted share capital) (XI)= (VII)+(X) As a % of (A+B+C2)	10.76	10.76
Number of Locked in shares (XII)		
No. (a)		
As a % of total Shares held (b)		
Number of equity shares held in dematerialized form (XIV)	1043520430	1043520430
Reason for not providing PAN		
Reason for not providing PAN		



Any Other (specify)							
Serial No.	1	2	3	4	5	6	7
Category	Bodies Corporate	Trusts	Overseas Corporate Bodies	Clearing Members	Others	Non-Resident Indian (NRI)	HUF
Category / More than 1 percentage	Category	Category	Category	Category	Category	Category	Category
Name of the Shareholders (I)					NR I - NON - REPATARIABLE		
PAN (II)							
No. of the Shareholders (I)	1980	54	1	172	4640	5911	11315
No. of fully paid up equity shares held (IV)	18379401	1128450	3000	11651714	2457690	5026521	6683242
No. Of Partly paid-up equity shares held (V)							
No. Of shares underlying Depository Receipts (VI)							
Total nos. shares held (VII) = (IV)+(V)+ (VI)	18379401	1128450	3000	11651714	2457690	5026521	6683242
Shareholding as a % of total no. of shares (calculated as per SCRR, 1957) (VIII) As a % of (A+B+C2)	0.19	0.01	0	0.12	0.03	0.05	0.07
Number of Voting Rights held in each class of securities (IX)							
Class eg: X	18379401	1128450	3000	11651714	2457690	5026521	6683242
Class eg:y							
Total	18379401	1128450	3000	11651714	2457690	5026521	6683242
Total as a % of Total Voting rights	0.19	0.01	0	0.12	0.03	0.05	0.07
No. Of Shares Underlying Outstanding convertible securities (X)							
No. of Shares Underlying Outstanding Warrants (Xi)							
No. Of Shares Underlying Outstanding convertible securities and No. Of Warrants (Xi) (a)							
Shareholding , as a % assuming full conversion of convertible securities (as a percentage of diluted share capital) (XI)= (VII)+(X) As a % of (A+B+C2)	0.19	0.01	0	0.12	0.03	0.05	0.07
Number of Locked in shares (XII)							
No. (a)							
As a % of total Shares held (b)							
Number of equity shares held in dematerialized form (XIV)	18379380	1128450	3000	11651714	2457690	4968661	6683242
Reason for not providing PAN							




Reason for not providing PAN



२

Any Other (specify)			
Serial No.	8	9	
Category	IEPF	Others	
Category / More than 1 percentage	Category	Category	
Name of the Shareholders (I)		QIB	Click here to go back
PAN (II)			Total
No. of the Shareholders (I)	1	3	24077
No. of fully paid up equity shares held (IV)	1102438	65421089	111853545
No. Of Partly paid-up equity shares held (V)			
No. Of shares underlying Depository Receipts (VI)			
Total nos. shares held (VII) = (IV)+(V)+ (VI)	1102438	65421089	111853545
Shareholding as a % of total no. of shares (calculated as per SCRR, 1957) (VIII) As a % of (A+B+C2)	0.01	0.67	1.15
Number of Voting Rights held in each class of securities (IX)			
Class eg: X	1102438	65421089	111853545
Class eg: y			
Total	1102438	65421089	111853545
Total as a % of Total Voting rights	0.01	0.67	1.15
No. Of Shares Underlying Outstanding convertible securities (X)			
No. of Shares Underlying Outstanding Warrants (Xi)			
No. Of Shares Underlying Outstanding convertible securities and No. Of Warrants (Xi) (a)			
Shareholding , as a % assuming full conversion of convertible securities (as a percentage of diluted share capital) (XI)= (VII)+(X) As a % of (A+B+C2)	0.01	0.67	1.15
Number of Locked in shares (XII)			
No. (a)			
As a % of total Shares held (b)			
Number of equity shares held in dematerialized form (XIV)	1102438	65421089	111795642
Reason for not providing PAN			
Reason for not providing PAN			



Sr. No. Details of the SBO Details of the registered owner Details of holding/ exercise of right of the SBO in the reporting company, whether direct or indirect* Date of creation / acquisition of significant beneficial interest Name PAN Passport No. in case of a foreign national Nationality Nationality (Applicable in case of Any other is selected) Name PAN Passport No. in case of a foreign national Nationality Nationality (Applicable in case of Any other is selected) Whether by virtue of: Shares Voting rights Rights on distributable dividend or any other distribution Exercise of control Exercise of significant influence

