

General information about company

Scrip code	532555
NSE Symbol	NTPC
MSEI Symbol	NOTLISTED
ISIN	INE733E01010
Name of the company	NTPC Limited
Whether company is SME	No
Class of Security	Equity Shares
Type of report	Quarterly
Quarter Ended / Half year ended/Date of Report (For Prelisting / Allotment)	30-09-2021
Date of allotment / extinguishment (in case Capital Restructuring selected) / Listing Date	
Shareholding pattern filed under	Regulation 31 (1) (b)
Whether the listed entity is Public Sector Undertaking (PSU)?	Yes

5/

(17)

Table I - Summary Statement holding of specified securities

Category (I)	Category of shareholder (II)	Nos. Of shareholders (III)	No. of fully paid up equity shares held (IV)	No. Of Partly paid-up equity shares held (V)	No. Of shares underlying Depository Receipts (VI)	Total nos. shares held (VII) = (IV)+(V)+(VI)	Shareholding as a % of total no. of shares (calculated as per SCRR, 1957) (VIII) As a % of (A+B+C2)	Number of Voting Rights held in each class of securities (IX)			
								No of Voting (XIV) Rights			Total as a % of (A+B+C)
								Class eg: X	Class eg:y	Total	
(A)	Promoter & Promoter Group	1	4955346251			4955346251	51.1	4955346251	4955346251	51.1	
(B)	Public	786829	4741319883			4741319883	48.9	4741319883	4741319883	48.9	
(C)	Non Promoter-Non Public										
(C1)	Shares underlying DRs										
(C2)	Shares held by Employee Trusts										
	Total	786830	9696666134			9696666134	100	9696666134	9696666134	100	

G. 

Table I - Summary Statement holding of specified securities

Category (I)	Category of shareholder (II)	No. Of Shares Underlying Outstanding convertible securities (X)	No. of Shares Underlying Outstanding Warrants (Xi)	No. Of Shares Underlying Outstanding convertible securities and No. Of Warrants (Xi) (a)	Shareholding , as a % assuming full conversion of convertible securities (as a percentage of diluted share capital) (XI)= (VII)+(X) As a % of (A+B+C2)	Number of Locked in shares (XII)		Number of Shares pledged or otherwise encumbered (XIII)		Number of equity shares held in dematerialized form (XIV)
						No. (a)	As a % of total Shares held (b)	No. (a)	As a % of total Shares held (b)	
(A)	Promoter & Promoter Group				51.1					4955346251
(B)	Public				48.9					4741239312
(C)	Non Promoter-Non Public									
(C1)	Shares underlying DRs									
(C2)	Shares held by Employee Trusts									
	Total				100					9696585563

G. 

Table II - Statement showing shareholding pattern of the Promoter and Promoter Group

Sr.	Category & Name of the Shareholders (I)	Nos. Of shareholders (III)	No. of fully paid up equity shares held (IV)	No. Of Partly paid-up equity shares held (V)	No. Of shares underlying Depository Receipts (VI)	Total nos. shares held (VII) = (IV)+(V)+(VI)	Shareholding as a % of total no. of shares (calculated as per SCRR, 1957) (VIII) As a % of (A+B+C2)	Number of Voting Rights held in each class of securities (IX)			Total as a % of Total Voting rights
								No of Voting (XIV) Rights			
								Class eg: X	Class eg: y	Total	
A	Table II - Statement showing shareholding pattern of the Promoter and Promoter Group										
(1)	Indian										
(b)	Central Government/ State Government(s)	1	4955346251			4955346251	51.1	4955346251		4955346251	51.1
Sub-Total (A)(1)		1	4955346251			4955346251	51.1	4955346251		4955346251	51.1
(2)	Foreign										
Total Shareholding of Promoter and Promoter Group (A) = (A)(1)+(A)(2)		1	4955346251			4955346251	51.1	4955346251		4955346251	51.1
B	Table III - Statement showing shareholding pattern of the Public shareholder										
(1)	Institutions										
(a)	Mutual Funds	34	1781263432			1781263432	18.37	1781263432		1781263432	18.37
(c)	Alternate Investment Funds	10	1974663			1974663	0.02	1974663		1974663	0.02
(e)	Foreign Portfolio Investors	498	1307437700			1307437700	13.48	1307437700		1307437700	13.48
(f)	Financial Institutions/ Banks	18	49997567			49997567	0.52	49997567		49997567	0.52
(g)	Insurance Companies	34	1267791596			1267791596	13.07	1267791596		1267791596	13.07
Sub-Total (B)(1)		594	4408464958			4408464958	45.46	4408464958		4408464958	45.46



(2)	Central Government/ State Government(s)/ President of India	6	20058649			20058649	0.21	20058649		20058649	0.21
Sub-Total (B)(2)		6	20058649			20058649	0.21	20058649		20058649	0.21
(3)	Non-institutions										
(a(i))	Individuals - i. Individual shareholders holding nominal share capital up to Rs. 2 lakhs.	762383	168210756			168210756	1.73	168210756		168210756	1.73
(a(ii))	Individuals - ii. Individual shareholders holding nominal share capital in excess of Rs. 2 lakhs.	390	24160629			24160629	0.25	24160629		24160629	0.25
(e)	Any Other (specify)	23456	120424891			120424891	1.24	120424891		120424891	1.24
Sub-Total (B)(3)		786229	312796276			312796276	3.23	312796276		312796276	3.23
Total Public Shareholding (B)=(B)(1)+(B)(2)+(B)(3)		786829	4741319883			4741319883	48.9	4741319883		4741319883	48.9
C	Table IV - Statement showing shareholding pattern of the Non Promoter- Non Public shareholder										
Total (A+B+C2)		786830	9696666134			9696666134	100	9696666134		9696666134	100
Total (A+B+C)		786830	9696666134			9696666134	100	9696666134		9696666134	100




Table II - Statement showing shareholding pattern of the Promoter and Promoter Group

Sr.	No. Of Shares Underlying Outstanding convertible securities (X)	No. of Shares Underlying Outstanding Warrants (Xi)	No. Of Shares Underlying Outstanding convertible securities and No. Of Warrants (Xi) (a)	Shareholding , as a % assuming full conversion of convertible securities (as a percentage of diluted share capital) (XI)= (VII)+(X) As a % of (A+B+C2)	Number of Locked in shares (XII)		Number of Shares pledged or otherwise encumbered (XIII)		Number of equity shares held in dematerialized form (XIV)
					No. (a)	As a % of total Shares held (b)	No. (a)	As a % of total Shares held (b)	
A	Table II - Statement showing shareholding pattern of the Promoter and Promoter Group								
(1)	Indian								
(b)				51.1					4955346251
Sub-Total (A) (1)				51.1					4955346251
(2)	Foreign								
Total Shareholding of Promoter and Promoter Group (A)= (A)(1)+(A)(2)				51.1					4955346251
B	Table III - Statement showing shareholding pattern of the Public shareholder								
(1)	Institutions								
(a)				18.37					1781263432
(c)				0.02					1974663
(e)				13.48					1307437700
(f)				0.52					49997567
(g)				13.07					1267791596
Sub-Total (B) (1)				45.46					4408464958
(2)				0.21					20058649
Sub-Total (B) (2)				0.21					20058649
(3)	Non-institutions								
(a(i))				1.73					168188088




(a(ii))			0.25					24160629
(e)			1.24					120366988
Sub-Total (B) (3)			3.23					312715705
Total Public Shareholding (B)=(B)(1)+ (B)(2)+(B)(3)			48.9					4741239312
C	Table IV - Statement showing shareholding pattern of the Non Promoter- Non Public shareholder							
Total (A+B+C2)			100					9696585563
Total (A+B+C)			100					9696585563

Central Government/ State Government(s)		
Serial No.	1	
Name of the Shareholders (I)	PRESIDENT OF INDIA	Click here to go back
PAN (II)	ZZZZZ9999Z	Total
No. of fully paid up equity shares held (IV)	4955346251	4955346251
No. Of Partly paid-up equity shares held (V)		
No. Of shares underlying Depository Receipts (VI)		
Total nos. shares held (VII) = (IV)+ (V)+ (VI)	4955346251	4955346251
Shareholding as a % of total no. of shares (calculated as per SCRR, 1957) (VIII) As a % of (A+B+C2)	51.1	51.1
Number of Voting Rights held in each class of securities (IX)		
Class eg: X	4955346251	4955346251
Class eg:y		
Total	4955346251	4955346251
Total as a % of Total Voting rights	51.1	51.1
No. Of Shares Underlying Outstanding convertible securities (X)		
No. of Shares Underlying Outstanding Warrants (Xi)		
No. Of Shares Underlying Outstanding convertible		

g. 

securities and warrants (X)		
Shareholding , as a % assuming full conversion of convertible securities (as a percentage of diluted share capital) (XI)= (VII)+(X) As a % of (A+B+C2)	51.1	51.1
Number of Locked in shares (XII)		
No. (a)		
As a % of total Shares held (b)		
Number of Shares pledged or otherwise encumbered (XIII)		
No. (a)		
As a % of total Shares held (b)		
Number of equity shares held in dematerialized form (XIV)	4955346251	4955346251
Reason for not providing PAN		
Reason for not providing PAN	Textual Information(1)	
Shareholder type	Promoter	

K. 

Text Block

Textual Information(1)

PRESIDENT OF INDIA

A handwritten signature in blue ink, consisting of a series of loops and a long horizontal stroke extending to the right.

Mutual Funds

Serial No.	1	2	3	4	
Name of the Shareholders (I)	Cpse Exchange Traded Scheme (cpse Etf)	Hdfe Trustee Company Ltd. A/c Hdfe Balanced Advantage Fund	Icici Prudential Value Discovery Fund	Sbi-etf Nifty 50	Click here to go back
PAN (II)	AAATR0090B	AAATH1809A	AAAAI0038F	AABTS6407Q	Total
No. of fully paid up equity shares held (IV)	323332493	430653399	582911532	122740924	1459638348
No. Of Partly paid-up equity shares held (V)					
No. Of shares underlying Depository Receipts (VI)					
Total nos. shares held (VII) = (IV)+ (V)+ (VI)	323332493	430653399	582911532	122740924	1459638348
Shareholding as a % of total no. of shares (calculated as per SCRR, 1957) (VIII) As a % of (A+B+C2)	3.33	4.44	6.01	1.27	15.05
Number of Voting Rights held in each class of securities (IX)					
Class eg: X	323332493	430653399	582911532	122740924	1459638348
Class eg:y					
Total	323332493	430653399	582911532	122740924	1459638348
Total as a % of Total Voting rights	3.33	4.44	6.01	1.27	15.05
No. Of Shares Underlying Outstanding convertible securities (X)					
No. of Shares Underlying Outstanding Warrants (Xi)					
No. Of Shares Underlying Outstanding convertible					

securities and No. Of Warrants (Xi) (a)					
Shareholding , as a % assuming full conversion of convertible securities (as a percentage of diluted share capital) (X1)= (VII)+(X) As a % of (A+B+C2)	3.33	4.44	6.01	1.27	15.05
Number of Locked in shares (XII)					
No. (a)					
As a % of total Shares held (b)					
Number of equity shares held in dematerialized form (XIV)	323332493	430653399	582911532	122740924	1459638348
Reason for not providing PAN					
Reason for not providing PAN					

g. 

Insurance Companies

Serial No.	1	
Name of the Shareholders (I)	Life Insurance Corporation Of India	Click here to go back
PAN (II)	AAACL0582H	Total
No. of fully paid up equity shares held (IV)	1068894889	1068894889
No. Of Partly paid-up equity shares held (V)		
No. Of shares underlying Depository Receipts (VI)		
Total nos. shares held (VII) = (IV)+ (V)+ (VI)	1068894889	1068894889
Shareholding as a % of total no. of shares (calculated as per SCRR, 1957) (VIII) As a % of (A+B+C2)	11.02	11.02
Number of Voting Rights held in each class of securities (IX)		
Class eg: X	1068894889	1068894889
Class eg:y		
Total	1068894889	1068894889
Total as a % of Total Voting rights	11.02	11.02
No. Of Shares Underlying Outstanding convertible securities (X)		
No. of Shares Underlying Outstanding Warrants (Xi)		
No. Of Shares Underlying Outstanding convertible securities and No.		



 G.

Of Warrants (Xi) (a)		
Shareholding, as a % assuming full conversion of convertible securities (as a percentage of diluted share capital) (XI) = (VII)+(X) As a % of (A+B+C2)	11.02	11.02
Number of Locked in shares (XII)		
No. (a)		
As a % of total Shares held (b)		
Number of equity shares held in dematerialized form (XIV)	1068894889	1068894889
Reason for not providing PAN		
Reason for not providing PAN		


G. 

Any Other (specify)							
Serial No.	1	2	3	4	5	6	7
Category	Bodies Corporate	Trusts	Overseas Corporate Bodies	Clearing Members	Non-Resident Indian (NRI)	Others	HUF
Category / More than 1 percentage	Category	Category	Category	Category	Category	Category	Category
Name of the Shareholders (I)						N R I - NON - REPATARIABLE	
PAN (II)							
No. of the Shareholders (I)	1914	54	1	273	5650	4448	11112
No. of fully paid up equity shares held (IV)	17934990	1096097	3000	20874985	5112517	2599644	6754354
No. Of Partly paid-up equity shares held (V)							
No. Of shares underlying Depository Receipts (VI)							
Total nos. shares held (VII) = (IV)+ (V)+ (VI)	17934990	1096097	3000	20874985	5112517	2599644	6754354
Shareholding as a % of total no. of shares (calculated as per SCRR, 1957) (VIII) As a % of (A+B+C2)	0.18	0.01	0	0.22	0.05	0.03	0.07
Number of Voting Rights held in each class of securities (IX)							
Class eg: X	17934990	1096097	3000	20874985	5112517	2599644	6754354
Class eg: y							
Total	17934990	1096097	3000	20874985	5112517	2599644	6754354
Total as a % of Total Voting rights	0.18	0.01	0	0.22	0.05	0.03	0.07
No. Of Shares Underlying Outstanding convertible securities (X)							
No. of Shares							


Underlying Outstanding Warrants (Xi)							
No. Of Shares Underlying Outstanding convertible securities and No. Of Warrants (Xi) (a)							
Shareholding , as a % assuming full conversion of convertible securities (as a percentage of diluted share capital) (XI)= (VII)+(X) As a % of (A+B+C2)	0.18	0.01	0	0.22	0.05	0.03	0.07
Number of Locked in shares (XII)							
No. (a)							
As a % of total Shares held (b)							
Number of equity shares held in dematerialized form (XIV)	17934969	1096097	3000	20874985	5054657	2599644	6754332
Reason for not providing PAN							
Reason for not providing PAN							



Any Other (specify)			
Serial No.	8	9	
Category	IEPF	Others	
Category / More than 1 percentage	Category	Category	
Name of the Shareholders (I)		QIB	Click here to go back
PAN (II)			Total
No. of the Shareholders (I)	1	3	23456
No. of fully paid up equity shares held (IV)	1102901	64946403	120424891
No. Of Partly paid-up equity shares held (V)			
No. Of shares underlying Depository Receipts (VI)			
Total nos. shares held (VII) = (IV)+ (V)+ (VI)	1102901	64946403	120424891
Shareholding as a % of total no. of shares (calculated as per SCRR, 1957) (VIII) As a % of (A+B+C2)	0.01	0.67	1.24
Number of Voting Rights held in each class of securities (IX)			
Class eg: X	1102901	64946403	120424891
Class eg: y			
Total	1102901	64946403	120424891
Total as a % of Total Voting rights	0.01	0.67	1.24
No. Of Shares Underlying Outstanding convertible securities (X)			
No. of Shares Underlying			



Outstanding Warrants (Xi)			
No. Of Shares Underlying Outstanding convertible securities and No. Of Warrants (Xi) (a)			
Shareholding , as a % assuming full conversion of convertible securities (as a percentage of diluted share capital) (XI)= (VII)+(X) As a % of (A+B+C2)	0.01	0.67	1.24
Number of Locked in shares (XII)			
No. (a)			
As a % of total Shares held (b)			
Number of equity shares held in dematerialized form (XIV)	1102901	64946403	120366988
Reason for not providing PAN			
Reason for not providing PAN			



Sr. No. Details of the SBO Details of the registered owner Details of holding/ exercise of right of the SBO in the reporting company, whether direct or indirect* Date of creation / acquisition of significant beneficial interest Name PAN Passport No. in case of a foreign national Nationality Nationality (Applicable in case of Any other is selected) Name PAN Passport No. in case of a foreign national Nationality Nationality (Applicable in case of Any other is selected) Whether by virtue of: Shares Voting rights Rights on distributable dividend or any other distribution Exercise of control Exercise of significant influence

42. (P)