


General information about company	
Scrip code	532555
NSE Symbol	NTPC
MSEI Symbol	NOTLISTED
ISIN	INE733E01010
Name of the company	NTPC Limited
Whether company is SME	No
Class of Security	Equity Shares
Type of report	Quarterly
Quarter Ended / Half year ended/Date of Report (For Prelisting / Allotment)	31-03-2022
Date of allotment / extinguishment (in case Capital Restructuring selected) / Listing Date	
Shareholding pattern filed under	Regulation 31 (1) (b)
Whether the listed entity is Public Sector Undertaking (PSU)?	Yes



Declaration					
Sr. No.	Particular	Yes/No	Promoter and Promoter Group	Public shareholder	Non Promoter- Non Public
1	Whether the Listed Entity has issued any partly paid up shares?	No	No	No	No
2	Whether the Listed Entity has issued any Convertible Securities ?	No	No	No	No
3	Whether the Listed Entity has issued any Warrants ?	No	No	No	No
4	Whether the Listed Entity has any shares against which depository receipts are issued?	No	No	No	No
5	Whether the Listed Entity has any shares in locked-in?	No	No	No	No
6	Whether any shares held by promoters are pledge or otherwise encumbered?	No	No		
7	Whether company has equity shares with differential voting rights?	No	No	No	No
8	Whether the listed entity has any significant beneficial owner?	No			




Table I - Summary Statement holding of specified securities

Category (I)	Category of shareholder (II)	Nos. Of shareholders (III)	No. of fully paid up equity shares held (IV)	No. Of Partly paid-up equity shares held (V)	No. Of shares underlying Depository Receipts (VI)	Total nos. shares held (VII) = (IV)+(V)+(VI)	Shareholding as a % of total no. of shares (calculated as per SCRR, 1957) (VIII) As a % of (A+B+C2)	Number of Voting Rights held in each class of securities (IX)			
								No of Voting (XIV) Rights		Total as a % of (A+B+C)	
								Class eg: X	Class eg:y		Total
(A)	Promoter & Promoter Group	1	4955346251			4955346251	51.1	4955346251		4955346251	51.1
(B)	Public	972464	4741319883			4741319883	48.9	4741319883		4741319883	48.9
(C)	Non Promoter-Non Public										
(C1)	Shares underlying DRs										
(C2)	Shares held by Employee Trusts										
	Total	972465	9696666134			9696666134	100	9696666134		9696666134	100



Table I - Summary Statement holding of specified securities

Category (I)	Category of shareholder (II)	No. Of Shares Underlying Outstanding convertible securities (X)	No. of Shares Underlying Outstanding Warrants (Xi)	No. Of Shares Underlying Outstanding convertible securities and No. Of Warrants (Xi) (a)	Shareholding , as a % assuming full conversion of convertible securities (as a percentage of diluted share capital) (X1)= (VII)+(X) As a % of (A+B+C2)	Number of Locked in shares (XII)		Number of Shares pledged or otherwise encumbered (XIII)		Number of equity shares held in dematerialized form (XIV)
						No. (a)	As a % of total Shares held (b)	No. (a)	As a % of total Shares held (b)	
(A)	Promoter & Promoter Group				51.1					4955346251
(B)	Public				48.9					4741240901
(C)	Non Promoter-Non Public									
(C1)	Shares underlying DRs									
(C2)	Shares held by Employee Trusts									
	Total				100					9696587152





Table II - Statement showing shareholding pattern of the Promoter and Promoter Group

Sr.	Category & Name of the Shareholders (I)	Nos. Of shareholders (III)	No. of fully paid up equity shares held (IV)	No. Of Partly paid-up equity shares held (V)	No. Of shares underlying Depository Receipts (VI)	Total nos. shares held (VII) = (IV)+(V)+(VI)	Shareholding as a % of total no. of shares (calculated as per SCRR, 1957) (VIII) As a % of (A+B+C2)	Number of Voting Rights held in each class of securities (IX)			Total as a % of Total Voting rights
								Class eg: X	Class eg:y	Total	
A	Table II - Statement showing shareholding pattern of the Promoter and Promoter Group										
(1)	Indian										
(b)	Central Government/ State Government(s)	1	4955346251			4955346251	51.1	4955346251		4955346251	51.1
Sub-Total (A)(1)		1	4955346251			4955346251	51.1	4955346251		4955346251	51.1
(2)	Foreign										
Total Shareholding of Promoter and Promoter Group (A)=(A)(1)+(A)(2)		1	4955346251			4955346251	51.1	4955346251		4955346251	51.1
B	Table III - Statement showing shareholding pattern of the Public shareholder										
(1)	Institutions										
(a)	Mutual Funds	34	1718837470			1718837470	17.73	1718837470		1718837470	17.73
(c)	Alternate Investment Funds	11	2095817			2095817	0.02	2095817		2095817	0.02
(e)	Foreign Portfolio Investors	538	1428891190			1428891190	14.74	1428891190		1428891190	14.74
(f)	Financial Institutions/ Banks	16	42361793			42361793	0.44	42361793		42361793	0.44
(g)	Insurance Companies	34	1219929472			1219929472	12.58	1219929472		1219929472	12.58
Sub-Total (B)(1)		633	4412115742			4412115742	45.5	4412115742		4412115742	45.5
(2)	Central Government/ State	6	16384721			16384721	0.17	16384721		16384721	0.17




	Government(s)/ President of India									
Sub-Total (B)(2)		6	16384721			16384721	0.17	16384721		16384721 0.17
(3)	Non-institutions									
(a(i))	Individuals - i. Individual shareholders holding nominal share capital up to Rs. 2 lakhs.	946749	180777827			180777827	1.86	180777827		180777827 1.86
(a(ii))	Individuals - ii. Individual shareholders holding nominal share capital in excess of Rs. 2 lakhs.	393	24671914			24671914	0.25	24671914		24671914 0.25
(e)	Any Other (specify)	24683	107369679			107369679	1.11	107369679		107369679 1.11
Sub-Total (B)(3)		971825	312819420			312819420	3.23	312819420		312819420 3.23
Total Public Shareholding (B)-(B) (1)+(B) (2)+(B)(3)		972464	4741319883			4741319883	48.9	4741319883		4741319883 48.9
C	Table IV - Statement showing shareholding pattern of the Non Promoter- Non Public shareholder									
Total (A+B+C2)		972465	9696666134			9696666134	100	9696666134		9696666134 100
Total (A+B+C)		972465	9696666134			9696666134	100	9696666134		9696666134 100




Table II - Statement showing shareholding pattern of the Promoter and Promoter Group


Sr.	No. Of Shares Underlying Outstanding convertible securities (X)	No. of Shares Underlying Outstanding Warrants (Xi)	No. Of Shares Underlying Outstanding convertible securities and No. Of Warrants (Xi) (a)	Shareholding , as a % assuming full conversion of convertible securities (as a percentage of diluted share capital) (XI)= (VII)+(X) As a % of (A+B+C2)	Number of Locked in shares (XII)		Number of Shares pledged or otherwise encumbered (XIII)		Number of equity shares held in dematerialized form (XIV)
					No. (a)	As a % of total Shares held (b)	No. (a)	As a % of total Shares held (b)	
A	Table II - Statement showing shareholding pattern of the Promoter and Promoter Group								
(1)	Indian								
(b)				51.1					4955346251
Sub-Total (A) (1)				51.1					4955346251
(2)	Foreign								
Total Shareholding of Promoter and Promoter Group (A)=(A) (1)+(A)(2)				51.1					4955346251
B	Table III - Statement showing shareholding pattern of the Public shareholder								
(1)	Institutions								
(a)				17.73					1718837470
(c)				0.02					2095817
(e)				14.74					1428891190
(f)				0.44					42361793
(g)				12.58					1219929472
Sub-Total (B) (1)				45.5					4412115742
(2)				0.17					16384721
Sub-Total (B) (2)				0.17					16384721
(3)	Non-institutions								
(a(i))				1.86					180756748
(a(ii))				0.25					24671914



(e)				1.11					107311776
Sub-Total (B) (3)				3.23					312740438
Total Public Shareholding (B)=(B)(1)+(B) (2)+(B)(3)				48.9					4741240901
C	Table IV - Statement showing shareholding pattern of the Non Promoter- Non Public shareholder								
Total (A+B+C2)				100					9696587152
Total (A+B+C)				100					9696587152




Central Government/ State Government(s)		
Serial No.	1	
Name of the Shareholders (I)	President Of India	Click here to go back
PAN (II)	ZZZZZ9999Z	Total
No. of fully paid up equity shares held (IV)	4955346251	4955346251
No. Of Partly paid-up equity shares held (V)		
No. Of shares underlying Depository Receipts (VI)		
Total nos. shares held (VII) = (IV)+(V)+(VI)	4955346251	4955346251
Shareholding as a % of total no. of shares (calculated as per SCRR, 1957) (VIII) As a % of (A+B+C2)	51.1	51.1
Number of Voting Rights held in each class of securities (IX)		
Class eg: X	4955346251	4955346251
Class eg:y		
Total	4955346251	4955346251
Total as a % of Total Voting rights	51.1	51.1
No. Of Shares Underlying Outstanding convertible securities (X)		
No. of Shares Underlying Outstanding Warrants (Xi)		
No. Of Shares Underlying Outstanding convertible		




securities and warrants (X)		
Shareholding, as a % assuming full conversion of convertible securities (as a percentage of diluted share capital) (XI) = (VII)+(X) As a % of (A+B+C2)	51.1	51.1
Number of Locked in shares (XII)		
No. (a)		
As a % of total Shares held (b)		
Number of Shares pledged or otherwise encumbered (XIII)		
No. (a)		
As a % of total Shares held (b)		
Number of equity shares held in dematerialized form (XIV)	4955346251	4955346251
Reason for not providing PAN		
Reason for not providing PAN	Textual Information(1)	
Shareholder type	Promoter	



Text Block	
Textual Information(1)	Promoter being President of India



Mutual Funds					
Serial No.	1	2	3	4	
Name of the Shareholders (I)	Cpse Exchange Traded Scheme (cpse Etf)	Hdfc Trustee Company Ltd. A/c Hdfc Balanced Advantage Fund	Icici Prudential Value Discovery Fund	SBI-ETF Nifty 50	Click here to go back
PAN (II)	AAATR0090B	AAATHI809A	AAAAI0038F	AABTS6407Q	Total
No. of fully paid up equity shares held (IV)	311369342	418616211	536926248	135012994	1401924795
No. Of Partly paid-up equity shares held (V)					
No. Of shares underlying Depository Receipts (VI)					
Total nos. shares held (VII) = (IV)+(V)+ (VI)	311369342	418616211	536926248	135012994	1401924795
Shareholding as a % of total no. of shares (calculated as per SCRR, 1957) (VIII) As a % of (A+B+C2)	3.21	4.32	5.54	1.39	14.46
Number of Voting Rights held in each class of securities (IX)					
Class eg: X	311369342	418616211	536926248	135012994	1401924795
Class eg:y					
Total	311369342	418616211	536926248	135012994	1401924795
Total as a % of Total Voting rights	3.21	4.32	5.54	1.39	14.46
No. Of Shares Underlying Outstanding convertible securities (X)					
No. of Shares Underlying Outstanding Warrants (Xi)					
No. Of Shares Underlying Outstanding convertible					



securities and No. Of Warrants (Xi) (a)					
Shareholding, as a % assuming full conversion of convertible securities (as a percentage of diluted share capital) (XI) = (VII)+(X) As a % of (A+B+C2)	3.21	4.32	5.54	1.39	14.46
Number of Locked in shares (XII)					
No. (a)					
As a % of total Shares held (b)					
Number of equity shares held in dematerialized form (XIV)	311369342	418616211	536926248	135012994	1401924795
Reason for not providing PAN					
Reason for not providing PAN					



Insurance Companies

Serial No.	I	
Name of the Shareholders (I)	Life Insurance Corporation Of India	Click here to go back
PAN (II)	AAACL0582H	Total
No. of fully paid up equity shares held (IV)	1004247653	1004247653
No. Of Partly paid-up equity shares held (V)		
No. Of shares underlying Depository Receipts (VI)		
Total nos. shares held (VII) = (IV)+(V)+ (VI)	1004247653	1004247653
Shareholding as a % of total no. of shares (calculated as per SCRR, 1957) (VIII) As a % of (A+B+C2)	10.36	10.36
Number of Voting Rights held in each class of securities (IX)		
Class eg: X	1004247653	1004247653
Class eg:y		
Total	1004247653	1004247653
Total as a % of Total Voting rights	10.36	10.36
No. Of Shares Underlying Outstanding convertible securities (X)		
No. of Shares Underlying Outstanding Warrants (Xi)		
No. Of Shares Underlying Outstanding convertible securities and No.		



Of Warrants (Xi) (a)		
Shareholding, as a % assuming full conversion of convertible securities (as a percentage of diluted share capital) (XI) = (VII)+(X) As a % of (A+B+C2)	10.36	10.36
Number of Locked in shares (XII)		
No. (a)		
As a % of total Shares held (b)		
Number of equity shares held in dematerialized form (XIV)	1004247653	1004247653
Reason for not providing PAN		
Reason for not providing PAN		



Handwritten signature or initials in a circle.


Any Other (specify)							
Serial No.	1	2	3	4	5	6	7
Category	Bodies Corporate	Trusts	Overseas Corporate Bodies	Clearing Members	Others	Others	HUF
Category / More than 1 percentage	Category	Category	Category	Category	Category	Category	Category
Name of the Shareholders (I)					N R I - NON - REPATARIABLE	N R I - REPATARIABLE	
PAN (II)							
No. of the Shareholders (I)	2114	58	1	140	4944	6235	11188
No. of fully paid up equity shares held (IV)	16600863	496644	3000	4594778	2533733	5111798	6637729
No. Of Partly paid-up equity shares held (V)							
No. Of shares underlying Depository Receipts (VI)							
Total nos. shares held (VII) = (IV)+(V)+(VI)	16600863	496644	3000	4594778	2533733	5111798	6637729
Shareholding as a % of total no. of shares (calculated as per SCRR, 1957) (VIII) As a % of (A+B+C2)	0.17	0.01	0	0.05	0.03	0.05	0.07
Number of Voting Rights held in each class of securities (IX)							
Class eg: X	16600863	496644	3000	4594778	2533733	5111798	6637729
Class eg:y							
Total	16600863	496644	3000	4594778	2533733	5111798	6637729
Total as a % of Total Voting rights	0.17	0.01	0	0.05	0.03	0.05	0.07
No. Of Shares Underlying Outstanding convertible securities (X)							



No. of Shares Underlying Outstanding Warrants (Xi)							
No. Of Shares Underlying Outstanding convertible securities and No. Of Warrants (Xi) (a)							
Shareholding , as a % assuming full conversion of convertible securities (as a percentage of diluted share capital) (XI)= (VII)+(X) As a % of (A+B+C2)	0.17	0.01	0	0.05	0.03	0.05	0.07
Number of Locked in shares (XII)							
No. (a)							
As a % of total Shares held (b)							
Number of equity shares held in dematerialized form (XIV)	16600842	496644	3000	4594778	2533733	5053938	6637707
Reason for not providing PAN							
Reason for not providing PAN							



Any Other (specify)			
Serial No.	8	9	
Category	IEPF	Others	
Category / More than 1 percentage	Category	Category	
Name of the Shareholders (I)		QIB	Click here to go back
PAN (II)			Total
No. of the Shareholders (I)	1	2	24683
No. of fully paid up equity shares held (IV)	1100591	70290543	107369679
No. Of Partly paid-up equity shares held (V)			
No. Of shares underlying Depository Receipts (VI)			
Total nos. shares held (VII) = (IV)+(V)+ (VI)	1100591	70290543	107369679
Shareholding as a % of total no. of shares (calculated as per SCRR, 1957) (VIII) As a % of (A+B+C2)	0.01	0.72	1.11
Number of Voting Rights held in each class of securities (IX)			
Class eg: X	1100591	70290543	107369679
Class eg:y			
Total	1100591	70290543	107369679
Total as a % of Total Voting rights	0.01	0.72	1.11
No. Of Shares Underlying Outstanding convertible securities (X)			
No. of Shares Underlying			



Outstanding Warrants (Xi)			
No. Of Shares Underlying Outstanding convertible securities and No. Of Warrants (Xi) (a)			
Shareholding , as a % assuming full conversion of convertible securities (as a percentage of diluted share capital) (XI)= (VII)+(X) As a % of (A+B+C2)	0.01	0.72	1.11
Number of Locked in shares (XII)			
No. (a)			
As a % of total Shares held (b)			
Number of equity shares held in dematerialized form (XIV)	1100591	70290543	107311776
Reason for not providing PAN			
Reason for not providing PAN			



Sr. No. Details of the SBO Details of the registered owner Details of holding/ exercise of right of the SBO in the reporting company, whether direct or indirect* : Date of creation / acquisition of significant beneficial interest Name PAN Passport No. in case of a foreign national Nationality Nationality (Applicable in case of Any other is selected) Name PAN Passport No. in case of a foreign national Nationality Nationality (Applicable in case of Any other is selected) Whether by virtue of: Shares Voting rights Rights on distributable dividend or any other distribution Exercise of control Exercise of significant influence

