

**INDEPENDENT AUDITORS' REPORT**

**To**

**The Members of BHARTIYA RAIL BIJLEE COMPANY LIMITED**

**Report on the Audit of Standalone Financial Statements**

**Opinion**

We have audited the accompanying Standalone Ind AS financial statements of BHARTIYA RAIL BIJLEE COMPANY LIMITED ("the Company"), which comprise the Balance Sheet as at 31<sup>st</sup> March, 2021, the Statement of Profit and Loss (including other comprehensive income), the Cash Flow Statement and the Statement of Changes in Equity for the year then ended and notes to the financial statements, including a summary of significant accounting policies and other explanatory information (hereinafter referred to as "Standalone Ind AS Financial Statement").

In our opinion and to the best of our information and according to the explanations given to us, the aforesaid standalone Ind AS financial statement give the information required by the Act in the manner so required and give a true and fair view in conformity with the accounting principles generally accepted in India of the state of affairs of the company as at 31st March 2021 and its Profits, cash flows and the change in equity for the year ended on that date.

**Emphasis of Matters**

We draw the attention to the following matters;

- The conveyance of 25.567973 acres of freehold land valued at 811.95 Lakhs is still pending for registration since long although validity period of agreement for sale of land has expired (refer Note No.2).
- The confirmation of balances and /or statement of accounts in respect of "Other Advances Capex (GL code 1034106) ,Intial Advance(s) Construction (GL code -1034100) ,Advances contractors-O & M (GL Code-1101300) ,Railway Claim recoverable (GL Code - 1100837), Other claims (GL code - 1100822), GR Clearing/IR Clearing -CAPAX(gl code-5000001) ,GR/IR Clearing -O & M(GL Code 5000002) , SR/IR-CAPEX (GL Code-5000003) SR/IR Clearing-O & M(GL code- 5000004), Payable to Railways (GL Code- 2070824) and Contractors Control A/C (GL Code-2101100) were not available for our verification. In view of above , authenticity of such balances remained unverified (refer note no.5, 11 & 19).
- The confirmation of balances under materials lying with the contractors could not be verified in absence of joint verification statements in this regard.
- Prima facie few of the work against which advances were made are still pending for adjustment since long in absence of the progress report of the respective work. Such amounts are included in note no. 5 and 11 to the financial statements.





- Further as per norms of NGT for utilization of Fly Ash Company has made arrangement for lifting of Fly Ash with Shree Cements and Dalmia but quantity lifted by them is less than the quantity mentioned in Letter of Award.
- All amount receivable from Debtors has been shown as less than 6 months in the Balance sheet but an amount of Rs. 194.30 Crore withheld by Eastern Railways on account of LTA which is under petition with CERC and as per observation of CAG for the year ending March, 2020 management had assured that they will make provision for the same if amount not received by the end of March, 2021 still management has not made such provision even such disputed amount is not received till the date of signing of report. (Note No. 7 to the Financial statement)

However, our report is not qualified in respect of the items as commented under the head of "Emphasis of Matters" as above.

**Basis for Opinion**

We conducted our audit in accordance with the Standards on Auditing (SAs) specified under Section 143(10) of the Companies Act 2013. Our responsibilities under those Standards are further described in the auditor's responsibilities for the audit of the financial statements section of our report. We are independent of the company in accordance with the code of ethics issued by the institute of chartered accountant of India together with the ethical requirements that are relevant to our audit of the financial statements under the provisions of the companies Act, 2013 and the rules there under, and we have fulfilled our other ethical responsibilities in accordance with these requirements and the code of Ethics. We believe that the audit evidence we have obtained is sufficient and appropriate to provide a basis for our opinion.

**Information Other than the Standalone Financial Statements and Auditor's Report Thereon**

The Company's Board of Directors is responsible for the preparation of the other information's. The other information comprises the information included in the Management Discussion and Analysis, Board's Report including Annexure to Board's Report and Shareholder's information, but does not include the standalone financial statement and our Auditors Report thereon.

Our Opinion on the Standalone Financial Statements does not cover the other information and we do not express any form of assurance conclusion thereon.

In connection with our Audit of the standalone financial statement, our responsibility is to read the other information and, in doing so, consider whether the information materially inconsistent with the standalone financial statements or our knowledge obtained during the course of our audit or otherwise appears to be materially misstated.

If, based on the work we have performed, we conclude that there is a material misstatement of this other information; we are required to report that fact. We have nothing to report in this regard.



Sher Shah Rauja Road, Sasaram, Rohtas, Bihar-821115, Mb: 9431028035, 9661606060



**Management's Responsibility for the Standalone Financial Statements**

The company's Board of Directors is responsible for the matters stated in Section 134(5) of the Companies Act, 2013 ("the Act") with respect to the preparation of these Standalone Ind AS financial statements that give a true and fair view of the financial position, financial performance including other comprehensive income and cash flows and changes in equity of the Company in accordance with the accounting principles generally accepted in India, including the Indian Accounting Standards (Ind AS) specified under Section 133 of the Act.

This responsibility also includes maintenance of adequate accounting records in accordance with the provisions of the Act for safeguarding of the assets of the Company and for preventing and detecting frauds and other irregularities; selection and application of appropriate accounting policies; making judgments and estimates that are reasonable and prudent; and design, implementation and maintenance of adequate internal financial controls, that were operating effectively for ensuring the accuracy and completeness of the accounting records, relevant to the preparation and presentation of the standalone Ind AS financial statements that give a true and fair view and are free from material misstatement, whether due to fraud or error.

In preparing the financial statements management is responsible for assessing the company's ability to continue as a going concern, disclosing as applicable, matters related to going concern and using the going concern basis of accounting unless management either intends to liquidate the company or to cease operations, or has no realistic alternative but to do so.

Those boards of Directors are also responsible for overseeing the company's financial reporting process.

**Auditors' Responsibility for the Audit of the Financial Statements.**

Our objectives are to obtain reasonable assurance about whether the financial statements as a whole are free from material misstatement, whether due to fraud and error, and to issue an auditor's report that includes our opinion. Reasonable assurance is a high level of assurance but is not a guarantee that an audit conducted in accordance with SAs will always detect a material misstatement when it exists. Misstatements can arise from fraud or error and are considered material if, individually or in the aggregate, they could reasonably be expected to influence the economic decisions of users taken on the basis of these financial statement.

**Report on Other Legal and Regulatory Requirements**

1. As required by the Companies (Auditor's Report) Order, 2016 ("the Order") issued by the Central Government of India in terms of sub-section (11) of section 143 of the Act, we give in the **Annexure-1** a statement on the matters specified in the paragraph 3 and 4 of the Order, to the extent applicable.
2. We are enclosing our report in terms of Section 143 (5) of the Act, on the basis of such checks of the books and records of the Company as we considered appropriate and according to the information and explanations given to us, in the **Annexure-2** on the directions and sub-directions issued by Comptroller and Auditor General of India.
3. As required by Section 143 (3) of the Act, we report that:

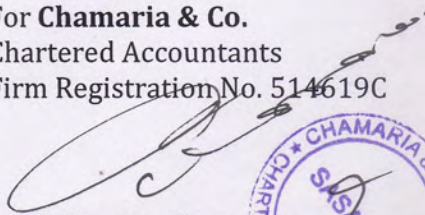
Sher Shah Rauja Road, Sasaram, Rohtas, Bihar-821115, Mb: 9431028035, 9661606060






- (a) We have sought and obtained all the information and explanations which to the best of our knowledge and belief were necessary for the purposes of our audit.
- (b) In our opinion, proper books of account as required by law have been kept by the Company so far as it appears from our examination of those books;
- (c) The Balance Sheet, the Statement of Profit and Loss, and the Cash Flow Statement and the statement of changes in equity dealt with by this Report are in agreement with the books of accounts.
- (d) In our opinion, the aforesaid standalone Ind AS financial statements comply with the Indian Accounting Standards (Ind AS) specified under Section 133 of the Act, read with Rule 7 of the Companies (Accounts) Rules, 2015 (As amended);
- (e) Being a Government Company, pursuant to the Notification No. GSR 463(E) dated 5th June 2015 issued by Ministry of Corporate Affairs, Government of India, provisions of sub-section (2) of Section 164 of the Companies Act, 2013, are not applicable to the Company.
- (f) With respect to the adequacy of the internal financial controls over financial reporting of the Company and the operating effectiveness of such controls, refer to **Annexure-3**.
- (g) With respect to the other matters to be included in the Auditor's Report in accordance with Rule 11 of the Companies (Audit and Auditors) Rules, 2014, in our opinion and to the best of our information and according to the explanations given to us:
- I. The Company has disclosed the impact of pending litigations on its financial position in its financial statements – Refer Note- 40 to the financial statements;
  - II. The company does not have any long-term contracts including derivative contracts as at 31.03.2021 for which there were any material foreseeable losses.
  - III. There were no amounts which were required to be transferred to the Investors and Education and Protection Fund by the company during the year ended March 31, 2021.

For **Chamaria & Co.**  
Chartered Accountants  
Firm Registration No. 514619C

  
**Sunil Kumar Chamaria**  
Partner  
Membership No. 094316



Date: 17/05/2021  
Place: Nabinagar

**UDIN:**

Sher Shah Rauja Road, Sasaram, Rohtas, Bihar-821115, Mb: 9431028035, 9661606060



**ANNEXURE-1 TO INDEPENDENT AUDITORS' REPORT**

(Annexure referred to in our report of even date to the members of BHARTIYA RAIL BIJLEE COMPANY LIMITED on the accounts for the year ended 31<sup>st</sup> March, 2021)

- 1 (a) The Company has maintained proper records showing full particulars including quantitative details and situation of fixed assets.  
  
(b) A major portion of the fixed assets has been physically verified by the Management in accordance with a phased programmed of verification once in two years adopted by the company. In our opinion, the frequency of the verification is reasonable having regard to the size of the company and the nature of its assets. To the best of our knowledge, no material discrepancies have been noticed on such verification. (Except those disclosed in Note No. 22.)  
  
(c) As informed, the title deeds of all the immovable properties are held in the name of the Company. (Except those disclosed in Note No. 02.)
- 2 As explained to us, the management during the year has physically verified inventories at reasonable interval and in respect of stores and spares, there is a perpetual inventory system and a substantial part of such stock has been verified during the year. However, stocks in the possession and custody of third parties and stock in transit as at 31st March 2021 have been verified by the management with reference to confirmation or statement of account or correspondence of third parties or subsequent receipt of goods. In our opinion, the frequency of verification is reasonable. The discrepancies noticed during physical verification of inventories as compared to book records were not material and the same have been properly dealt within the books of accounts.
3. According to the information and the explanations given to us, the company has not granted any loans, secured or unsecured to companies, firms, limited liability partnership or other parties covered in the register maintained under section 189 of the Companies Act 2013. Accordingly, the provisions of clause 3(iii)(a), 3(iii)(b) and 3(iii)(c) of the order are not applicable to the company and hence not commented upon.
4. The Company has not granted any loans or given any guarantee and security covered under Section 185 and 186 of the Companies Act, 2013. Accordingly, the provisions of clause 3(iv) of the order are not applicable to the company and hence not commented upon.
5. According to the information given to us, the Company has not accepted any deposits under the provisions of section 73 to 76 of the Companies Act, 2013 or any other relevant provisions of the companies Act and the Companies (Acceptance of Deposits) Rules, 2014 as amended from time to time. No order has been passed with respect to Section 73 to 76, by

Sher Shah Rauja Road, Sasaram, Rohtas, Bihar-821115, Mb: 9431028035, 9661606060





the Company Law Board or National Company Law Tribunal or Reserve Bank of India or any Court or any other tribunal.

6. We have broadly reviewed the books of accounts and records maintained by the company pursuant to the rules made by the central government for the maintenance of cost records under section 148 (1) of the Companies Act 2013 in respect of the company's products and are of the opinion that, prima facie, the prescribed records have been made and maintained. We have, however, not made a detailed examination of records with a view to determine whether they are accurate or complete.
7. (a) Undisputed statutory dues including provident fund, employees' state insurance, income tax, GST, sales tax, service tax, duty of customs, duty of excise, value added tax, cess and other statutory dues have generally been regularly deposited with the appropriate authorities and there are no undisputed dues outstanding as at 31<sup>st</sup> March, 2021 for a period of more than six months from the date they became payable.

(b) According to the information and explanations given to us, there are no material dues of GST, sales tax, service tax, duty of customs, duty of excise, value added tax and cess which have not been deposited with the appropriate authorities on account of any dispute. However, according to information and explanations given to us, the following dues of entry tax have not been deposited by the Company on account of disputes as per below table:-

Name of the statute	Nature of dues	Amount (in Rs)	Period to which amount relates	Forum where case is pending
Central Board of Indirect Taxes (Service Tax)	Service Tax	27,30,485	FY 2016-17	Before the Superintendent of Central Goods and Service Tax Division.
Central Board of Indirect Taxes (Service Tax)	Service Tax	43,11,838	FY 2015-16	Before the Superintendent of Central Goods and Service Tax Division.
Bihar Entry Tax Act	Entry Tax	66,44,836	FY 2016-17	Bihar Commercial Tax Department
Bihar Entry Tax Act	Entry Tax	55,597,176	FY 2012-13, FY 2015-16, FY 2016-17 & FY 2017-18	Bihar Commercial Tax Department
Bihar Entry Tax Act	VAT	48,27,518	FY 2015-16	Bihar Commercial Tax Department

8. Based on our audit procedures and as per the information and explanations given by the management, we are of the opinion that the company has not defaulted in repayment of dues to financial institutions. There is no amount of dues to banks.

Sher Shah Rauja Road, Sasaram, Rohtas, Bihar-821115, Mb: 9431028035, 9661606060






9. The Company has not raised any money by way of initial public offer or further public offer or debt instruments. According to the information and explanations given to us, the money raised by the Company by way of term loans have been applied for the purpose for which they were obtained.
10. According to the information and explanations given to us and as represented by the Management and based on our examination of the books and records of the Company and in accordance with generally accepted auditing practices in India, we have been informed that no case of frauds has been committed on or by the Company or by its officers or employees during the year.
11. As per notification n no. GSR 463(E) dated 5th June 2015 issued by the Ministry of Corporate Affairs, Government of India, Section 197 is not applicable to the Government Companies. Accordingly, provisions of clause 3 (xi) of the Order are not applicable to the Company.
12. The company is not a Nidhi Company. Accordingly, the provisions of clause 3 (xii) of the Order are not applicable to the Company.
13. The Company has complied with the provisions of Section 177 and 188 of the Companies Act, 2013 w.r.t. transactions with the related parties, where applicable. Details of the transactions with the related parties have been disclosed in the financial statements as required by the applicable Indian accounting standards (Ind AS). (Refer Note No. 39 of the Financial Statement)
14. The Company has not made any preferential allotment or private allotment of shares or fully or partly convertible debentures during the year. Accordingly, provisions of clause 3 (xiv) of the Order are not applicable to the Company.
15. The Company has not entered into any non-cash transactions with the directors or persons connected with him as covered under Section 192 of the Companies Act, 2013.
16. The company is not required to be registered under section 45-IA of the Reserve Bank of India, 1934. Accordingly, provisions of clause 3 (xiv) of the Order are not applicable to the Company.

For **Chamaria & Co.**  
Chartered Accountants  
Firm Registration No. 514649C

**Sunil Kumar Chamaria**  
Partner  
Membership No. 094316  
Date: 17/05/2021  
Place: Nabinagar



**UDIN:**

Sher Shah Rauja Road, Sasaram, Rohtas, Bihar-821115, Mb: 9431028035, 9661606060



**ANNEXURE-2 TO INDEPENDENT AUDITORS' REPORT**

**Annexure referred to in our report of even date to the members of BHARTIYA RAIL BIJLEE COMPANY LIMITED on the accounts for the year ended 31<sup>st</sup> March, 2021**

**Report on the directions under section 143 (5) of Companies Act 2013 applicable from the year 2020-21 and onwards**

Q(1) Whether the company has system in place to process all the accounting transaction through IT system? If yes, the implications of processing of accounting transactions outside IT system on the integrity of the accounts along with the financial implications, if any, may be stated.

Reply: As per the information and explanations given to us, the Company has a system in place to process all the accounting transactions through IT system. SAP-ERP has been implemented for all the processes like Financial Accounting (FI), Controlling (CO), Sales and Distribution (SD), Payroll / Human Capital Management (HCM), Material Management (MM), Commercial billing / Industry Solution Utilities (ISU), etc.

Based on the audit procedures carried out and as per the information and explanations given to us, no accounting transactions have been processed/carried outside the IT system. Accordingly, there are no implications on the integrity of the accounts.

Q(2) Whether there is any restructuring of an existing loan or case of waiver/write off of debts/loans/interest etc. made by a lender to the company due to the company's inability to repay the loan? If yes, the financial impact may be stated.

Reply: Based on the audit procedures carried out and as per the information and explanations given to us, there was no restructuring of existing loans or cases of waiver/write off of debts/ loans/interest etc. made by the lender to the company due to the company's inability to repay the loan.

Q(3) Whether funds (grants/ subsidy etc.) received/receivable for specific schemes from central/ state agencies were properly accounted for/ utilized as per its term and conditions? List the cases of deviation.

Reply: Based on the audit procedures carried out and as per the information and explanations given to us, no such funds has been granted to/ received by the company during the year.

For **Chamaria & Co.**  
Chartered Accountants  
Firm Registration No. 514619C

**Sunil Kumar Chamaria**  
Partner  
Membership No. 094316



Date: 17/03/2021  
Place: Sasaram  
UDIN:

Sher Shah Rauja Road, Sasaram, Rohtas, Bihar-821115, Mb: 9431028035, 9661606060



**ANNEXURE-3 TO INDEPENDENT AUDITORS' REPORT**

**Annexure referred to in our report of even date to the members of BHARTIYA RAIL BIJLEE COMPANY LIMITED on the accounts for the year ended 31<sup>st</sup> March, 2021  
Report on the Internal Financial Controls under Clause (i) of Sub-section 3 of Section 143 of the Companies Act, 2013 ("the Act")**

We have audited the internal financial controls over financial reporting of Bhartiya Rail Bijlee Company Limited ("the Company") as of 31<sup>st</sup> March, 2021 in conjunction with our audit of the financial statements of the Company for the year ended on that date.

**Management's Responsibility for Internal Financial Controls**

The Company's management is responsible for establishing and maintaining internal financial controls based on the internal control over financial reporting criteria established by the Company and the components of internal control stated in the Guidance Note on Audit of Internal Financial Controls over Financial Reporting issued by the Institute of Chartered Accountants of India (ICAI). These responsibilities include the design, implementation and maintenance of adequate internal financial controls that were operating effectively for ensuring the orderly and efficient conduct of its business, including adherence to Company's policies, the safeguarding of its assets, the prevention and detection of frauds and errors, the accuracy and completeness of the accounting records, and the timely preparation of reliable financial information, as required under the Companies Act, 2013.

**Auditors' Responsibility**

Our responsibility is to express an opinion on the Company's internal financial controls over financial reporting based on our audit. We conducted our audit in accordance with the Guidance Note on Audit of Internal Financial Controls Over Financial Reporting (the "Guidance Note") and the Standards on Auditing, issued by ICAI and deemed to be prescribed under section 143(10) of the Companies Act, 2013, to the extent applicable to an audit of internal financial controls, both applicable to an audit of Internal Financial Controls and, both issued by the ICAI. Those Standards and the Guidance Note require that we comply with ethical requirements and plan and perform the audit to obtain reasonable assurance about whether adequate internal financial controls over financial reporting was established and maintained and if such controls operated effectively in all material respects.

Our audit involves performing procedures to obtain audit evidence about the adequacy of the internal financial controls system over financial reporting and their operating effectiveness. Our audit of internal financial controls over financial reporting included obtaining an understanding of internal financial controls over financial reporting, assessing the risk that a material weakness exists, and testing and evaluating the design and operating effectiveness of internal control based on the assessed risk. The procedures selected depend on the auditor's judgment, including the assessment of the risks of material misstatement of the financial statements, whether due to fraud or error.



Sher Shah Rauja Road, Sasaram, Rohtas, Bihar-821115, Mb: 9431028035, 9661606060



We believe that the audit evidence we have obtained is sufficient and appropriate to provide a basis for our audit opinion on the Company's internal financial controls system over financial reporting.

### **Meaning of Internal Financial Controls over Financial Reporting**

A Company's internal financial control over financial reporting is a process designed to provide reasonable assurance regarding the reliability of financial reporting and the preparation of financial statements for external purposes in accordance with generally accepted accounting principles. A Company's internal financial control over financial reporting includes those policies and procedures that (1) pertain to the maintenance of records that, in reasonable detail, accurately and fairly reflect the transactions and dispositions of the assets of the Company; (2) provide reasonable assurance that transactions are recorded as necessary to permit preparation of financial statements in accordance with generally accepted accounting principles, and that receipts and expenditures of the Company are being made only in accordance with authorizations of management and directors of the Company; and (3) provide reasonable assurance regarding prevention or timely detection of unauthorized acquisition, use, or disposition of the Company's assets that could have a material effect on the financial statements.

### **Inherent Limitations of Internal Financial Controls over Financial Reporting**

Because of the inherent limitations of internal financial controls over financial reporting, including the possibility of collusion or improper management override of controls, material misstatements due to error or fraud may occur and not be detected. Also, projections of any evaluation of the internal financial controls over financial reporting to future periods are subject to the risk that the internal financial control over financial reporting may become inadequate because of changes in conditions, or that the degree of compliance with the policies or procedures may deteriorate.

### **Opinion**

In our opinion, the Company has, in all material respects, an adequate internal financial controls system over financial reporting and such internal financial controls over financial reporting were operating effectively as at 31<sup>st</sup> March, 2021, based on the internal control over financial reporting criteria established by the Company and the components of internal control stated in the Guidance Note on Audit of Internal Financial Controls over Financial Reporting issued by the ICAI.

For **Chamaria & Co.**  
Chartered Accountants  
Firm Registration No. 514619C

**Sunil Kumar Chamaria**  
Partner  
Membership No. 094316

Date: 17/05/2021  
Place: Nabinagar  
**UDIN:**



Sher Shah Rauja Road, Sasaram, Rohtas, Bihar-821115, Mb: 9431028035, 9661606060



BALANCE SHEET AS AT 31 MARCH 2021

Particulars	Note No.	As at 31 March 2021	As at 31 March 2020
<b>₹ Lakhs</b>			
<b>ASSETS</b>			
<b>Non-current assets</b>			
Property, plant and equipment	2	5,84,140.84	6,13,292.93
Capital work-in-progress	3	2,09,214.75	1,80,172.84
Intangible assets	4	40.19	26.79
Other non-current assets	5	4,700.53	5,258.34
Deferred tax asset	17	18,460.39	13,515.10
<b>Total non-current assets</b>		<b>8,16,556.70</b>	<b>8,12,266.00</b>
<b>Current assets</b>			
Inventories	6	9,139.17	10,114.15
<b>Financial assets</b>			
Trade receivables	7	30,583.37	34,542.56
Cash and cash equivalents	8	18,118.31	31,313.78
Bank balances other than cash and cash equivalents	9	1,147.39	882.50
Other financial assets	10	21,592.62	20,433.47
Other current assets	11	13,849.17	11,068.81
<b>Total current assets</b>		<b>94,430.03</b>	<b>1,08,355.27</b>
Regulatory deferral account debit balances	12	655.83	574.41
<b>TOTAL ASSETS</b>		<b>9,11,642.56</b>	<b>9,21,195.68</b>
<b>EQUITY AND LIABILITIES</b>			
<b>Equity</b>			
Equity share capital	13	2,39,746.15	2,35,384.46
Other equity	14	37,267.03	38,894.96
<b>Total equity</b>		<b>2,77,013.18</b>	<b>2,74,279.42</b>
<b>Liabilities</b>			
<b>Non-current liabilities</b>			
<b>Financial liabilities</b>			
Borrowings	15	3,53,921.96	5,44,909.96
Other financial liabilities	16	550.52	1,008.81
Deferred tax liabilities (net)	17	-	-
<b>Total non-current liabilities</b>		<b>3,54,472.48</b>	<b>5,45,918.77</b>
<b>Current liabilities</b>			
<b>Financial liabilities</b>			
Borrowings	18	1,50,000.00	
Trade payables	19		
(A) Total outstanding dues of micro and small enterprises		863.89	469.51
(B) Total outstanding dues of creditors other than micro and small enterprises		15,511.21	13,119.75
Other financial liabilities	20	76,706.96	56,992.80
Other current liabilities	21	1,163.30	205.84
Provisions	22	17,451.15	16,694.49
Current tax liabilities			
<b>Total current liabilities</b>		<b>2,61,696.51</b>	<b>87,482.39</b>
Regulatory deferral account credit balances	23	18,460.39	13,515.10
<b>TOTAL EQUITY AND LIABILITIES</b>		<b>9,11,642.56</b>	<b>9,21,195.68</b>

Significant accounting policies

1


the accompanying notes 1 to 49 form an integral part of these financial statements.

For Chamaria & Co.  
Chartered Accountants


Sunil Kumar Chamaria  
Partner  
Membership No. : 094316  
Firm Reg. No.: 514619C  
Place : Nabinagar  
Dated : 17.04.2021




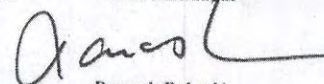
For and on behalf of the Board of Directors

  
Vishal Garg  
Company Secretary  
Place:

  
R.K. Jain  
Director  
Place:

  
Amarendra Kumar  
Chief Financial Officer  
Place: Nabinagar

  
P.M. Jena  
Chief Executive Officer  
Place: Nabinagar

  
Ramesh Babu V  
Chairman  
Place:



**Bhartiya Rail Bijlee Company Limited**  
Regd. Office: NTPC Bhawan, Scope Complex, 7, Institutional Area, Lodhi Road, New Delhi-110003


**STATEMENT OF PROFIT AND LOSS FOR THE YEAR ENDED 31 MARCH 2021**


Particulars	Note No.	For the year ended 31 March 2021	₹ Lakhs For the year ended 31 March 2020
Revenue			
Revenue from operations	24	2,18,617.27	2,29,360.97
Other income	25	4,530.81	4,050.24
<b>Total revenue</b>		<b>2,23,148.08</b>	<b>2,33,411.21</b>
Expenses			
Fuel expense	26	94,678.65	1,08,513.22
Employee benefits expense	27	9,597.17	7,484.51
Finance costs	28	40,677.64	44,736.15
Depreciation, amortisation and impairment expense	29	31,469.18	31,270.64
Other expenses	30	13,552.67	12,905.25
<b>Total expenses</b>		<b>1,89,975.31</b>	<b>2,04,909.77</b>
<b>Profit before tax</b>		<b>33,172.77</b>	<b>28,501.44</b>
Tax expense	37		
Current tax			
Current year		5,856.08	2,808.10
Earlier years		-	426.04
Deferred tax expense		60.97	(10,707.00)
Minimum Alternate Tax Entitlement U/s 115.BB		(5,006.27)	(2,808.10)
<b>Total tax expense</b>		<b>910.78</b>	<b>(10,280.96)</b>
<b>Profit for the period before regulatory deferral account balances</b>		<b>32,261.99</b>	<b>38,782.40</b>
Net movements in regulatory deferral account balances- Income/(Expense)		(4,863.88)	(12,936.07)
Less: Tax expense/(saving) pertaining to regulatory deferral account balances		849.82	-
<b>Profit for the year</b>		<b>28,247.92</b>	<b>25,846.33</b>
Other comprehensive income		-	-
<b>Total comprehensive income for the year</b>		<b>28,247.92</b>	<b>25,846.33</b>
Earnings per equity share (Par value ₹ 10/- each)	45		
From operations including regulatory deferral account balances			
Basic Earning Per Share (₹)		1.18	1.18
Diluted Earning Per Share (₹)		1.18	1.18
From operations excluding regulatory deferral account balances			
Basic Earning Per Share (₹)		1.42	1.77
Diluted Earning Per Share (₹)		1.42	1.77

The accompanying notes 1 to 49 form an integral part of these financial statements.

For and on behalf of the Board of Directors

  
Vishal Garg  
C.S.  
Place:

  
Anarendra Kumar  
C.F.O  
Place: Nabinagar

  
P.M. Jena  
C.E.O  
Place: Nabinagar

  
R.K. Jain  
Director  
Place:

  
Ramesh Babu V  
Chairman  
Place:

For Chamaria & Co.  
Chartered Accountants

Sunil Kumar Chamaria  
Partner  
Membership No. : 094316  
Firm Reg. No.: 514619C  
Place : Nabinagar  
Dated : 12.5 June 2021





STATEMENT OF CHANGES IN EQUITY FOR THE YEAR ENDED 31 MARCH 2021

(A) Equity share capital

For the year ended 31 March 2021		₹ Lakhs
Balance as at 1 April 2020		2,35,384.46
Changes in equity share capital during the year		4,361.69
Balance as at 31 March 2021		2,39,746.15

For the year ended 31 March 2020		₹ Lakhs
Balance as at 1 April 2019		2,16,153.25
Changes in equity share capital during the year		19,231.21
Balance as at 31 March 2020		2,35,384.46


(B) Other equity


Particulars	Reserves & Surplus				Total
	Share application money pending allotment	Corporate social responsibility reserve	Fly ash utilisation reserve fund	Retained earnings	
Balance as at 31 March 2020	4,361.69	(0.00)	633.19	33,900.08	38,894.96
Profit/(Loss) for the year	-	-	-	28,247.92	28,247.92
Other comprehensive income for the year	-	-	-	-	-
Share application money received	-	-	-	-	-
Shares allotted against share application money	(4,361.69)	-	-	-	(4,361.69)
Transferred to fly ash reserve	-	-	199.34	-	199.34
Transfer from retained earning	-	-	-	(25,713.48)	(25,713.48)
Transfer to retained earning	-	-	-	-	-
Rounding off Adjustment	-	-	-	(0.02)	(0.02)
Balance as at 31 March 2021	(0.00)	(0.00)	832.53	36,434.50	37,267.03


Particulars	Reserves & Surplus				Total
	Share application money pending allotment	Corporate social responsibility reserve	Fly ash utilisation reserve fund	Retained earnings	
Balance as at 1 April 2019	12,159.14	35.27	147.87	8,018.48	20,360.76
Profit/(Loss) for the year	-	-	-	25,846.33	25,846.33
Other comprehensive income for the year	-	-	-	-	-
Share application money received	11,433.76	-	-	-	11,433.76
Shares allotted against share application money	(19,231.21)	-	-	-	(19,231.21)
Transferred to fly ash reserve	-	-	485.32	-	485.32
Transfer from retained earning	-	35.42	-	(35.41)	0.01
Transfer to retained earning	-	(70.68)	-	70.68	-
Rounding off Adjustment	-	(0.01)	-	-	(0.01)
Balance as at 31 March 2020	4,361.69	(0.00)	633.19	33,900.08	38,894.96

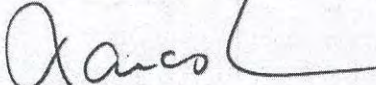
For and on behalf of the Board of Directors

  
Vishal Garg  
C.S.  
Place:

  
Anarendra Kumar  
C.F.O  
Place: Nabinagar

  
P M Jena  
C.E.O  
Place: Nabinagar

  
R.K. Jain  
Director  
Place:

  
Ramesh Babu V  
Chairman  
Place:

For Chamaria & Co  
Chartered Accountants

Sunil Kumar Chamaria  
Partner  
Membership No. : 094316  
Firm Reg. No.: 514619C  
Place : Nabinagar  
Dated : 17 June 2021





STATEMENT OF CASH FLOW FOR THE YEAR ENDED 31 MARCH 2021

Particulars	For the year ended 31 March 2021	For the year ended 31 March 2020
₹ Lakhs		
<b>A. Cash Flow From Operating Activities</b>		
Profit before tax	33,172.77	28,501.44
Add: Net movements in regulatory deferral account balances	(4,863.88)	(12,936.07)
	28,308.89	15,565.37
Adjustment for		
Depreciation and amortisation expense	31,469.18	31,270.64
Finance costs	40,471.29	44,594.38
Unwinding of discount on vendor liabilities	206.35	141.77
Provisions created during the year	1,211.67	7.83
Fly ash utilisation reserve fund	199.34	485.32
Net movements in regulatory deferral account balances	-4,863.88	12,936.07
Net movements in regulatory deferral account balances pertaining to previous year	-	-
LPSC Charges	(3,754.86)	(2,513.48)
Interest Income from bank deposits	(585.23)	(1,459.53)
Operating profit before working capital changes	1,02,390.51	1,01,028.37
Adjustment for -		
Inventories	974.98	(7,027.64)
Trade receivable	3,986.79	(8,969.52)
Bank balances other than cash and cash equivalent	(264.89)	7,390.67
Other financial assets	(1,159.15)	(4,476.47)
Other current assets	16.17	11.68
Other non current assets	1,024.10	(936.99)
Trade payables	2,785.81	3,933.18
Other financial liabilities	24,264.40	(477.50)
Other current liabilities	957.46	116.13
Provisions	(455.01)	(257.61)
Cash generated from operations	1,34,521.16	90,334.30
Less: Income taxes paid	5,151.47	1,284.00
Net cash outflow from operating activities [A]	1,29,369.69	89,050.30
<b>B. Cash Flow From Investment Activities</b>		
Purchase of property plant and equipment and capital work-in-progress	(36,997.74)	(47,498.25)
LPSC Charges received	3,727.26	1,878.14
Interest received from bank	585.23	1,459.53
Net cash outflow from investing activities [B]	(32,685.25)	(44,160.58)
<b>C. Cash Flow From Financing Activities</b>		
Proceeds from share application money	-	11,433.76
Proceeds from long term borrowings	(40,988.00)	7,468.48
Dividend Paid	(25,713.48)	-
Interest paid	(43,178.44)	(46,152.80)
Net cash inflow from financing activities [C]	(1,09,879.92)	(27,250.56)
Net increase/(decrease) in cash and cash equivalents [A+B+C]	(13,195.47)	17,639.16
Cash and Cash equivalents at the beginning of the year	31,313.78	13,674.62
Cash and Cash equivalents at the end of the year	18,118.31	31,313.78







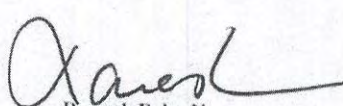


- a) Cash and cash equivalents consist of balances with banks and deposits with original maturity of upto three months.
- b) Reconciliation of cash and cash equivalents  
Cash and cash equivalent as per note 8 18,118.31 31,313.78
- c) Refer note no 33 for details of undrawn borrowing facilities that may be available for future operating activities and to settle capital commitments.
- d) Reconciliation between the opening and closing balances in the balance sheet for liabilities arising from financing activities:



Particulars	Non-current borrowings	Current borrowings	₹ Lakhs
<b>For the year ended 31 March 2021</b>			
Balance as at 1 April 2020	5,44,909.96	-	
Loan draws (in cash) /interest accrued during the year	3,544.99	1,50,000.00	
Loan repayments/interest payment during the year (in cash)	1,66,312.66	-	
Less : Current Maturities of Long term Borrowings	28,220.33	-	
Balance as at 31 March 2021	<u>3,53,921.96</u>	<u>1,50,000.00</u>	
<b>For the year ended 31 March 2020</b>			
Balance as at 1 April 2019	5,37,441.48	-	
Loan draws (in cash) /interest accrued during the year	16,135.15	-	
Loan repayments/interest payment during the year (in cash)	8,666.67	-	
Balance as at 31 March 2020	<u>5,44,909.96</u>	<u>-</u>	

There are no non-cash changes on account of effect of changes in foreign exchange rates and fair values.

For and on behalf of the Board of Directors

 Vishal Garg C.S. Place:	 Amarendra Kumar C.F.O Place: Nabinagar	 P M Jena C.E.O Place: Nabinagar	 R.K.S Jain Director Place:	 Ramesh Babu V Chairman Place:
--	---	---	--	---

For Chamaria & Co.  
Chartered Accountants

  
Sunil Kumar Chamaria  
Partner  
Membership No. : 094316  
Firm Reg. No. : 514619C  
Place : Nabinagar  
Dated :  June 2021





**Bhartiya Rail Bijlee Company Limited**  
**Notes to financial statements**

**Note 1. Company Information and Significant Accounting Policies**

**A. Reporting entity**

Bhartiya Rail Bijlee Company Limited (the “Company”) is a Company domiciled in India and limited by shares (CIN: U40102DL2007PLC170661). The address of the Company’s registered office is NTPC Bhawan, SCOPE Complex, 7 Institutional Area, Lodi Road, New Delhi - 110003. The Company is involved in the generation and sale of bulk power to Indian Railways and State Power Utilities.

**B. Basis of preparation**

**1. Statement of Compliance**

These standalone financial statements are prepared on going concern basis following accrual system of accounting and comply with the Indian Accounting Standards (Ind AS) prescribed under Section 133 of the Companies Act, 2013 read with the Companies (Indian Accounting Standards) Rules, 2015 as amended, and other provisions of the Companies Act, 2013 (to the extent notified and applicable) and the provisions of the Electricity Act, 2003 to the extent applicable.

These financial statements were approved for issue by the Board of Directors on 14.06.2021.

**2. Basis of measurement**

The financial statements have been prepared on the historical cost basis.

Historical cost is the amount of cash or cash equivalents paid or the fair value of the consideration given to acquire assets at the time of their acquisition or the amount of proceeds received in exchange for the obligation, or at the amounts of cash or cash equivalents expected to be paid to satisfy the liability in the normal course of business. Fair value is the price that would be received to sell an asset or paid to transfer a liability in an orderly transaction between market participants at the measurement date.

**3. Functional and presentation currency**

These financial statements are presented in Indian Rupees ( ₹ ) which is the Company’s functional currency. All financial information presented in ( ₹ ) has been rounded to the nearest lakh (up to two decimals), except when indicated otherwise.

**4. Current and non-current classification**

The Company presents assets and liabilities in the balance sheet based on current/non-current classification.

An asset is classified as current when it is:

- Expected to be realized or intended to be sold or consumed in normal operating cycle;
- Held primarily for the purpose of trading;
- Expected to be realized within twelve months after the reporting period; or



**Bhartiya Rail Bijlee Company Limited**  
**Notes to financial statements**

- Cash or cash equivalent unless restricted from being exchanged or used to settle a liability for at least twelve months after the reporting period. All other assets are classified as non-current.

A liability is classified as current when:

- It is expected to be settled in normal operating cycle;
- It is held primarily for the purpose of trading;
- It is due to be settled within twelve months after the reporting period; or
- There is no unconditional right to defer settlement of the liability for at least twelve months after the reporting period.

All other liabilities are classified as non-current.

Deferred tax assets/liabilities are classified as non-current.

Assets and liabilities are classified between current and non-current considering 12 months period as normal operating cycle.

**C. Significant accounting policies**

A summary of the significant accounting policies applied in the preparation of the financial statements are as given below. These accounting policies have been applied consistently to all periods presented in the financial statements.

The Company has elected to utilize the option under Ind AS 101 by not applying the provisions of Ind AS 16 & Ind AS 38 retrospectively and continue to use the previous GAAP carrying amount as a deemed cost under Ind AS at the date of transition to Ind AS i.e. 1 April 2015. Therefore, the carrying amount of property, plant and equipment and intangible assets as per the previous GAAP as at 1 April 2015, i.e. the Company's date of transition to Ind AS, were maintained on transition to Ind AS.

**1. Property, plant and equipment**

**1.1. Initial recognition and measurement**

An item of property, plant and equipment is recognized as an asset if and only if it is probable that future economic benefits associated with the item will flow to the Company and the cost of the item can be measured reliably.

Items of property, plant and equipment are initially recognized at cost. Cost includes purchase price including import duties and non-refundable taxes after deducting trade discounts and rebates, any cost directly attributable to bringing the asset to the location and condition necessary for it to be capable of operating in the manner intended by management and the present value of initial estimate of cost of dismantling, removal and restoration.

Subsequent measurement is done at cost less accumulated depreciation/amortization and accumulated impairment losses.

When parts of an item of property, plant and equipment that are significant in value and have different useful lives as compared to the main asset, they are recognized separately.

Deposits, payments/liabilities made provisionally towards compensation, rehabilitation and other expenses relating to land in possession are treated as cost of land.



**Bhartiya Rail Bijlee Company Limited**  
**Notes to financial statements**

In the case of assets put to use, where final settlement of bills with contractors is yet to be effected, capitalization is done on provisional basis subject to necessary adjustment in the year of final settlement.

Assets and systems common to more than one generating unit are capitalized on the basis of engineering estimates/assessments.

Items of spare parts, stand-by equipment and servicing equipment which meet the definition of property, plant and equipment are capitalized. Other spare parts are carried as inventory and recognized in the statement of profit and loss on consumption.

The acquisition or construction of some items of property, plant and equipment although not directly increasing the future economic benefits of any particular existing item of property, plant and equipment, may be necessary for the company to obtain future economic benefits from its other assets. Such items are recognized as property, plant and equipment.

**1.2. Subsequent costs**

Subsequent expenditure is recognized in the carrying amount of the asset when it is probable that future economic benefits deriving from the cost incurred will flow to the enterprise and the cost of the item can be measured reliably.

Expenditure on major inspection and overhauls of generating unit is capitalized, when it meets the asset recognition criteria. Any remaining carrying amount of the cost of the previous inspection and overhaul is derecognized.

The cost of replacing major part of an item of property, plant and equipment is recognized in the carrying amount of the item if it is probable that the future economic benefits embodied within the part will flow to the Company and its cost can be measured reliably. The carrying amount of the replaced part is derecognized regardless of whether the replaced part has been depreciated separately. The costs of the day-to-day servicing of property, plant and equipment are recognized in the statement of profit and loss as and when incurred.

**1.3. Decommissioning costs**

The present value of the expected cost for the decommissioning of the asset after its use is included in the cost of the respective asset if the recognition criteria for a provision are met.

**1.4. De-recognition**

Property, plant and equipment is derecognized when no future economic benefits are expected from their use or upon their disposal. Gains and losses on de-recognition of an item of property, plant and equipment are determined as the difference between sale proceeds from disposal, if any, and the carrying amount of property, plant and equipment and are recognized in the statement of profit and loss.

In circumstance, where an item of property, plant and equipment is abandoned, the net carrying cost relating to the property, plant and equipment is written off in the same period.

**1.5. Depreciation/amortization**

Depreciation is recognized in statement of profit and loss on a straight-line basis over the estimated useful life of each part of an item of property, plant and equipment.

Depreciation on the assets of the generation of electricity business and on the assets of Corporate & other offices of the Company, covered under Part B of Schedule II of the Companies Act,



**Bhartiya Rail Bijlee Company Limited**  
**Notes to financial statements**

2013, is charged on straight-line method following the rates and methodology notified by the Central Electricity Regulatory Commission (CERC) Tariff Regulations.

Depreciation on the following assets is provided on their estimated useful lives, which are different from the useful lives as prescribed under Schedule II to the Companies Act, 2013, ascertained on the basis of technical evaluation/ assessment:

a) Kutcha roads	2 years
b) Enabling works	
- residential buildings	15 years
- internal electrification of residential buildings	10 years
- non-residential buildings including their internal electrification, water supply, sewerage & drainage works, railway sidings, aerodromes, helipads and airstrips.	5 years
c) Personal computers & laptops including peripherals.	3 years
d) Photocopiers, fax machines, water coolers and refrigerators.	5 years
e) Temporary erections including wooden structures.	1 year
f) Telephone exchange.	15 years
g) Wireless systems, VSAT equipment, display devices viz. projectors, screens, CCTV, audio video conferencing systems and other communication equipment.	6 years
h) Energy saving electrical appliances and fittings.	2-7 years

Major overhaul and inspection costs which have been capitalized are depreciated over the period until the next scheduled outage or actual major inspection/overhaul, whichever is earlier.

Right-of -Use land and buildings relating to generation of electricity business are fully amortized over lease period or life of the related plant whichever is lower following the rates and methodology notified by the CERC Tariff Regulations.

Right-of-use land and buildings relating to generation of electricity business which are not governed by CERC tariff Regulations are fully amortized over lease period or life of the related plant whichever is lower

Right-of -Use land and buildings relating to corporate and other offices are fully amortized over lease period or twenty-five years whichever is lower following the rates and methodology notified by the CERC Tariff Regulations.

Capital spares are depreciated considering the useful life ranging between 2 to 25 years based on technical assessment.

Depreciation on additions to/deductions from property, plant and equipment during the year is charged on pro-rata basis from/up to the month in which the asset is available for use/sale, disposal or earmarked for disposal.

Where the cost of depreciable assets has undergone a change during the year due to increase/decrease in long-term liabilities (recognized up to 31 March 2016) on account of



**Bhartiya Rail Bijlee Company Limited**  
**Notes to financial statements**

exchange fluctuation and price adjustment change in duties or similar factors, the unamortized balance of such asset is charged off prospectively over the remaining useful life determined following the applicable accounting policies relating to depreciation/amortization.

Where it is probable that future economic benefits deriving from the expenditure incurred will flow to the enterprise and the cost of the item can be measured reliably, subsequent expenditure on a property, plant and equipment along-with its unamortized depreciable amount is charged off prospectively over the revised useful life determined by technical assessment.

The residual values, useful lives and method of depreciation of assets other than the assets of generation of electricity business governed by CERC Tariff Regulations, are reviewed at each financial year end and adjusted prospectively, wherever required.

**2. Capital work-in-progress**

Cost incurred for property, plant and equipment that are not ready for their intended use as on the reporting date, is classified under capital work- in-progress.

The cost of self-constructed assets includes the cost of materials & direct labour, any other costs directly attributable to bringing the assets to the location and condition necessary for it to be capable of operating in the manner intended by management and the borrowing costs attributable to the acquisition or construction of qualifying asset.

Expenses directly attributable to construction of property, plant and equipment incurred till they are ready for their intended use are identified and allocated on a systematic basis on the cost of related assets.

Deposit works/cost plus contracts are accounted for on the basis of statements of account received from the contractors.

Unsettled liabilities for price variation/exchange rate variation in case of contracts are accounted for on estimated basis as per terms of the contracts.

**3. Intangible assets and intangible assets under development**

**3.1. Initial recognition and measurement**

An intangible asset is recognized if and only if it is probable that the expected future economic benefits that are attributable to the asset will flow to the Company and the cost of the asset can be measured reliably.

Intangible assets that are acquired by the Company, which have finite useful lives, are recognized at cost. Subsequent measurement is done at cost less accumulated amortization and accumulated impairment losses. Cost includes any directly attributable expenses of preparing the asset for its intended use.

Expenditure on development activities is capitalized only if the expenditure can be measured reliably, the product or process is technically and commercially feasible, future economic benefits are probable and the Company intends to & has sufficient resources to complete development and to use or sell the asset.

Expenditure incurred which are eligible for capitalizations under intangible assets are carried as intangible assets under development till they are ready for their intended use.

**3.2. Subsequent costs:**



**Bhartiya Rail Bijlee Company Limited**  
**Notes to financial statements**

Subsequent expenditure is recognized as an increase in the carrying amount of the asset when it is probable that future economic benefits deriving from the cost incurred will flow to the enterprise and the cost of the item can be measured reliably.

**3.3. De-recognition**

An intangible asset is derecognized when no future economic benefits are expected from their use or upon their disposal. Gain or loss on de-recognition of an intangible asset is determined as the difference between the net disposal proceeds, if any, and the carrying amount of intangible assets and are recognized in the statement of profit and loss.

**3.4. Amortization**

Cost of software recognized as intangible asset, is amortized on straight-line method over a period of legal right to use or 3 years, whichever is less. Other intangible assets are amortized on straight-line method over the period of legal right to use or life of the related plant, whichever is less.

The amortization period and the amortization method of intangible assets with a finite useful life is reviewed at each financial year end and adjusted prospectively, wherever required.

**4. Regulatory deferral account balances**

Expense/income recognized in the statement of profit and loss to the extent recoverable from or payable to the beneficiaries in subsequent periods as per CERC Tariff Regulations are recognized as 'Regulatory deferral account balances'.

Regulatory deferral account balances are adjusted in the year in which the same become recoverable from or payable to the beneficiaries.

Regulatory deferral account balances are evaluated at each balance sheet date to ensure that the underlying activities meet the recognition criteria and it is probable that future economic benefits associated with such balances will flow to the entity. If these criteria are not met, the regulatory deferral account balances are derecognized.

**5. Borrowing costs**

Borrowing costs consist of (a) interest expense calculated using the effective interest method as described in Ind AS 109 – 'Financial Instruments' (b) interest expense on lease liabilities recognized in accordance with Ind AS 116– 'Leases' and (c) exchange differences arising from foreign currency borrowings to the extent that they are regarded as an adjustment to interest costs.

Borrowing costs that are directly attributable to the acquisition, construction/exploration/development or erection of qualifying assets are capitalized as part of cost of such asset until such time the assets are substantially ready for their intended use. Qualifying assets are assets which necessarily take substantial period of time to get ready for their intended use or sale.

When the Company borrows funds specifically for the purpose of obtaining a qualifying asset, the borrowing costs incurred are capitalized. When Company borrows funds generally and uses them for the purpose of obtaining a qualifying asset, the capitalization of the borrowing costs is computed based on the weighted average cost of all borrowings that are outstanding during the period and used for the acquisition, construction/exploration or erection of the qualifying asset. However, borrowing costs applicable to borrowings made specifically for the purpose of



**Bhartiya Rail Bijlee Company Limited**  
**Notes to financial statements**

obtaining a qualifying asset, are excluded from this calculation, until substantially all the activities necessary to prepare that asset for its intended use or sale are complete.

Income earned on temporary investment made out of the borrowings pending utilization for expenditure on the qualifying assets is deducted from the borrowing costs eligible for capitalization.

Capitalization of borrowing costs ceases when substantially all the activities necessary to prepare the qualifying assets for their intended uses are complete.

Other borrowing costs are recognized as an expense in the year in which they are incurred.

**6. Inventories**

Inventories are valued at the lower of cost and net realizable value. Cost includes cost of purchase, cost of conversion and other costs incurred in bringing the inventories to their present location and condition. Cost is determined on weighted average basis. Costs of purchased inventory are determined after deducting rebates and discounts. Net realizable value is the estimated selling price in the ordinary course of business, less estimated costs of completion and the estimated costs necessary to make the sale.

The diminution in the value of obsolete, unserviceable, surplus and non-moving items of stores and spares is ascertained on review and provided for.

Steel scrap is valued at estimated realizable value.

**7. Cash and cash equivalents**

Cash and cash equivalents in the balance sheet comprise cash at banks, cash on hand and short term deposits with an original maturity of three months or less, which are subject to an insignificant risk of changes in value.

**8. Government grants**

Government grants are recognized initially as deferred income when there is reasonable assurance that they will be received and the Company will comply with the conditions associated with the grant. Grants that compensate the Company for the cost of depreciable asset are recognized as income in statement of profit and loss on a systematic basis over the period and in the proportion in which depreciation is charged. Grants that compensate the Company for expenses incurred are recognized over the period in which the related costs are incurred and the same is deducted from the related expenses.

**9. Fly ash utilization reserve fund**

Proceeds from sale of ash/ash products along-with income on investment of surplus fund are transferred to 'Fly ash utilization reserve fund' in terms of provisions of gazette notification dated 3 November 2009 issued by Ministry of Environment and Forests, Government of India. The fund is utilized towards expenditure on development of infrastructure/facilities, promotion & facilitation activities for use of fly ash.

**10. Provisions, contingent liabilities and contingent assets**

A provision is recognized if, as a result of a past event, the Company has a present legal or constructive obligation that can be estimated reliably, and it is probable that an outflow of economic benefits will be required to settle the obligation. If the effect of the time value of money is material, provisions are determined by discounting the expected future cash flows at a



**Bhartiya Rail Bijlee Company Limited**  
**Notes to financial statements**

pre-tax rate that reflects current market assessments of the time value of money and the risks specific to the liability. When discounting is used, the increase in the provision due to the passage of time is recognized as a finance cost.

The amount recognized as a provision is the best estimate of the consideration required to settle the present obligation at reporting date, taking into account the risks and uncertainties surrounding the obligation.

When some or all of the economic benefits required to settle a provision are expected to be recovered from a third party, the receivable is recognized as an asset if it is virtually certain that reimbursement will be received and the amount of the receivable can be measured reliably. The expense relating to a provision is presented in the statement of profit and loss net of reimbursement, if any.

Contingent liabilities are possible obligations that arise from past events and whose existence will only be confirmed by the occurrence or non-occurrence of one or more future events not wholly within the control of the Company. Where it is not probable that an outflow of economic benefits will be required, or the amount cannot be estimated reliably, the obligation is disclosed as a contingent liability, unless the probability of outflow of economic benefits is remote. Contingent liabilities are disclosed on the basis of judgment of the management/independent experts. These are reviewed at each balance sheet date and are adjusted to reflect the current management estimate.

Contingent assets are possible assets that arise from past events and whose existence will be confirmed only by the occurrence or non-occurrence of one or more uncertain future events not wholly within the control of the Company. Contingent assets are disclosed in the financial statements when inflow of economic benefits is probable on the basis of judgment of management. These are assessed continually to ensure that developments are appropriately reflected in the financial statements.

**11. Foreign currency transactions and translation**

Transactions in foreign currencies are initially recorded at the functional currency spot rates at the date the transaction first qualifies for recognition.

Monetary assets and liabilities denominated in foreign currencies are translated at the functional currency spot rates of exchange at the reporting date. Exchange differences arising on settlement or translation of monetary items are recognized in the statement of profit and loss in the year in which it arises with the exception that exchange differences on long term monetary items related to acquisition of property, plant and equipment recognized up to 31 March 2016 are adjusted to the carrying cost of property, plant and equipment.

Non-monetary items denominated in foreign currency which are measured in terms of historical cost are recorded using the exchange rate at the date of the transaction. In case of advance consideration received or paid in a foreign currency, the date of transaction for the purpose of determining the exchange rate to use on initial recognition of the related asset, expense or income (or part of it), is when the Company initially recognizes the non-monetary asset or non-monetary liability arising from the payment or receipt of advance consideration.

**12. Revenue**

Company's revenues arise from sale energy and other income. Revenue from other income comprises interest from banks, employees, contractors etc., sale of scrap, other miscellaneous income, etc.



**Bhartiya Rail Bijlee Company Limited**  
**Notes to financial statements**

**12.1. Revenue from sale of energy**

The majority of the Company's operations in India are regulated under the Electricity Act, 2003. Accordingly, the CERC determines the tariff for the Company's power plants based on the norms prescribed in the tariff regulations as applicable from time to time. Tariff is based on the capital cost incurred for a specific power plant and primarily comprises two components: capacity charge i.e. a fixed charge that includes depreciation, return on equity, interest on working capital, operating & maintenance expenses, interest on loan and energy charge i.e. a variable charge primarily based on fuel costs.

Revenue is measured based on the consideration that is specified in a contract with a customer or is expected to be received in exchange for the products or services and excludes amounts collected on behalf of third parties. The Company recognizes revenue when (or as) the performance obligation is satisfied, which typically occurs when (or as) control over the products or services is transferred to a customer.

Revenue from the sale of energy is measured at the fair value of the consideration received or receivable. Revenue is recognized when the significant risks and rewards of ownership had been transferred to the buyer, recovery of the consideration was probable, the associated costs could be estimated reliably, there was no continuing management involvement, and the amount of revenue could be measured reliably. Revenue from sale of energy is accounted for based on tariff rates approved by the CERC (except items indicated as provisional) as modified by the orders of Appellate Tribunal for Electricity to the extent applicable. In case of power stations where the tariff rates are yet to be approved/items indicated provisional by the CERC in their orders, provisional rates are adopted considering the applicable CERC Tariff Regulations. Revenue from sale of energy is recognized once the electricity has been delivered to the beneficiary and is measured through a regular review of usage meters. Beneficiaries are billed on a periodic and regular basis. As at each reporting date, revenue from sale of energy includes an accrual for sales delivered to beneficiaries but not yet billed i.e. contract assets/ unbilled revenue.

The incentives/disincentives are accounted for based on the norms notified/approved by the CERC as per principles enunciated in Ind AS 115. In cases of power stations where the same have not been notified /approved, incentives/disincentives are accounted for on provisional basis.

Part of revenue from energy sale where CERC tariff Regulations are not applicable is recognized based on the rates, terms & conditions mutually agreed with the beneficiaries and trading of power through power exchanges.

Exchange differences arising from settlement/translation of monetary items denominated in foreign currency to the extent recoverable from or payable to the beneficiaries in subsequent periods as per the CERC Tariff Regulations are accounted as 'Regulatory deferred account balances' and adjusted from the year in which the same becomes recoverable/payable.

Exchange differences on account of translation of foreign currency borrowings recognized upto 31 March 2016, to the extent recoverable from or payable to the beneficiaries in subsequent periods as per the CERC Tariff Regulations are accounted as 'Deferred foreign currency fluctuation asset' with corresponding credit to 'Deferred income from foreign currency fluctuation'. Deferred income from foreign currency fluctuation account is amortized in the proportion in which depreciation is charged on such exchange differences and same is adjusted against depreciation expense. Fair value changes in respect of forward exchange contracts for derivatives recoverable from/payable to the beneficiaries as per the CERC Tariff Regulations, are recognized in sales.



**Bhartiya Rail Bijlee Company Limited**  
**Notes to financial statements**

Revenue from sale of energy through trading is recognized based on the rates, terms & conditions mutually agreed with the beneficiaries as per the guidelines issued by Ministry of New and Renewable Energy, Government of India.

Rebates allowed to beneficiaries as early payment incentives are deducted from the amount of revenue.

**12.2. Other income**

Interest income is recognized, when no significant uncertainty as to measurability or collectability exist, on a time proportion basis taking into account the amount outstanding and the applicable interest rate, using the effective interest rate method (EIR).

Scrap other than steel scrap is accounted for as and when sold.

Insurance claims for loss of profit are accounted for in the year of acceptance. Other insurance claims are accounted for based on certainty of realization.

Revenue from rentals and operating leases is recognized on an accrual basis in accordance with the substance of the relevant agreement.

For debt instruments measured either at amortized cost or at fair value through other comprehensive income (OCI), interest income is recorded using the EIR. EIR is the rate that exactly discounts the estimated future cash payments or receipts over the expected life of the financial instrument or a shorter period, where appropriate, to the gross carrying amount of the financial asset or to the amortized cost of a financial liability. When calculating the EIR, the Company estimates the expected cash flows by considering all the contractual terms of the financial instrument (for example, prepayment, extension, call and similar options) but does not consider the expected credit losses. Interest income is included in other income in the statement of profit and loss.

The interest/surcharge on late payment/overdue trade receivables for sale of energy is recognized when no significant uncertainty as to measurability or collectability exists.

Interest/surcharge recoverable on advances to suppliers as well as warranty claims wherever there is uncertainty of realization/acceptance are not treated as accrued and are therefore, accounted for on receipt/acceptance.

**13. Employee benefits**

The employees of the company are on secondment from the parent company. Employee benefits include provident fund, gratuity, post-retirement medical facilities, compensated absences, long service award, economic rehabilitation scheme & other terminal benefits. In terms of arrangement with the parent company, the company makes a fixed percentage contribution of the aggregate of basic pay and dearness allowance for the period of service rendered in the company. Accordingly, these employee benefits are treated as defined contribution schemes.

**14. Other expenses**

Expenses on ex-gratia payments under voluntary retirement scheme, training & recruitment and voluntary community development are charged to statement of profit and loss in the year incurred.



**Bhartiya Rail Bijlee Company Limited**  
**Notes to financial statements**

Expenditure on research is charged to revenue as and when incurred. Expenditure on development is charged to revenue as and when incurred unless it meets the recognition criteria for intangible asset as per Ind AS 38- 'Intangible assets'.

Preliminary expenses on account of new projects incurred prior to approval of feasibility report/techno economic clearance are charged to statement of profit and loss.

Net pre-commissioning income/expenditure is adjusted directly in the cost of related assets and systems.

Transit and handling losses of coal as per Company's norms are included in cost of coal.

**15. Income tax**

Income tax expense comprises current and deferred tax. Current tax expense is recognized in statement of profit and loss except to the extent that it relates to items recognized directly in OCI or equity, in which case it is recognized in OCI or equity, respectively.

Current tax is the expected tax payable on the taxable income for the year, using tax rates enacted or substantively enacted by the end of the reporting period, and any adjustment to tax payable in respect of previous years.

Deferred tax is recognized using the balance sheet method, on temporary differences between the carrying amounts of assets and liabilities for financial reporting purposes and the tax bases of assets and liabilities. Deferred tax is measured at the tax rates that are expected to be applied to temporary differences when they materialize, based on the laws that have been enacted or substantively enacted by the reporting date. Deferred tax assets and liabilities are offset if there is a legally enforceable right to offset current tax liabilities and assets, and they relate to income taxes levied by the same tax authority.

Deferred tax is recognized in statement of profit and loss except to the extent that it relates to items recognized directly in OCI or equity, in which case it is recognized in OCI or equity, respectively.

A deferred tax asset is recognized for all deductible temporary differences to the extent that it is probable that future taxable profits will be available against which the deductible temporary difference can be utilized. Deferred tax assets are reviewed at each reporting date and are reduced to the extent that it is no longer probable that the related tax benefit will be realized.

Additional income taxes that arise from the distribution of dividends are recognized at the same time that the liability to pay the related dividend is recognized. The income tax consequences of dividends are recognized in profit or loss, other comprehensive income or equity according to where the Company originally recognized those past transactions or events.

Deferred tax assets include Minimum Alternative Tax (MAT) paid in accordance with the tax laws in India, which is likely to give future economic benefits in the form of availability of set off against future income tax liability. MAT credit is recognized as deferred tax asset in the balance sheet when the asset can be measured reliably and it is probable that the future taxable profit will be available against which MAT credit can be utilized.

When there is uncertainty regarding income tax treatments, the Company assesses whether a tax authority is likely to accept an uncertain tax treatment. If it concludes that the tax authority is unlikely to accept an uncertain tax treatment, the effect of the uncertainty on taxable income, tax bases and unused tax losses and unused tax credits is recognized. The effect of the uncertainty is recognized using the method that, in each case, best reflects the outcome of the uncertainty: the



**Bhartiya Rail Bijlee Company Limited**  
**Notes to financial statements**

most likely outcome or the expected value. For each case, the Company evaluates whether to consider each uncertain tax treatment separately, or in conjunction with another or several other uncertain tax treatments, based on the approach that best prefixes the resolution of uncertainty.

**16. Leases**

**16.1. As lessee**

The Company assesses whether a contract contains a lease, at inception of a contract. A contract is, or contains, a lease if the contract conveys the right to control the use of an identified asset for a period of time in exchange for consideration. To assess whether a contract conveys the right to control the use of an identified asset, the Company assesses whether: (1) the contract involves the use of an identified asset (2) the Company has substantially all of the economic benefits from use of the asset through the period of the lease and (3) the Company has the right to direct the use of the asset.

The Company recognizes a right-of-use asset and a corresponding lease liability for all lease arrangements in which it is a lessee, except for leases with a term of twelve months or less (short-term leases) and leases for low value underlying assets. For these short-term and leases for low value underlying assets, the Company recognizes the lease payments as an operating expense on a straight-line basis over the term of the lease.

Certain lease arrangements include the options to extend or terminate the lease before the end of the lease term. Right-of-use assets and lease liabilities include these options when it is reasonably certain that the option to extend the lease will be exercised/option to terminate the lease will not be exercised.

The right-of-use assets are initially recognized at cost, which comprises the initial amount of the lease liability adjusted for any lease payments made at or prior to the commencement date of the lease plus any initial direct costs less any lease incentives. They are subsequently measured at cost less accumulated depreciation/amortization and impairment losses and adjusted for any reassessment of lease liabilities.

Right-of-use assets are depreciated/amortized from the commencement date to the end of the useful life of the underlying asset, if the lease transfers ownership of the underlying asset by the end of lease term or if the cost of right-of-use assets reflects that the purchase option will be exercised. Otherwise, Right-of-use assets are depreciated /amortized from the commencement date on a straight-line basis over the shorter of the lease term and useful life of the underlying asset.

Right-of-use assets are evaluated for recoverability whenever events or changes in circumstances indicate that their carrying amounts may not be recoverable. For the purpose of impairment testing, the recoverable amount (i.e. the higher of the fair value less cost to sell and the value-in-use) is determined on an individual asset basis unless the asset does not generate cash flows that are largely independent of those from other assets. In such cases, the recoverable amount is determined for the Cash Generating Unit (CGU) to which the asset belongs.

The lease liability is initially measured at amortized cost at the present value of the future lease payments. The lease payments are discounted using the interest rate implicit in the lease or, if not readily determinable, using the incremental borrowing rate. Lease liabilities are re-measured with a corresponding adjustment to the related right-of-use asset if the Company changes its assessment whether it will exercise an extension or a termination option.



**Bhartiya Rail Bijlee Company Limited**  
**Notes to financial statements**

**17. Impairment of non-financial assets**

The carrying amounts of the Company's non-financial assets are reviewed at each reporting date to determine whether there is any indication of impairment considering the provisions of Ind AS 36 - 'Impairment of Assets'. If any such indication exists, then the asset's recoverable amount is estimated.

The recoverable amount of an asset or cash-generating unit is the higher of its fair value less costs to disposal and its value in use. In assessing value in use, the estimated future cash flows are discounted to their present value using a pre-tax discount rate that reflects current market assessments of the time value of money and the risks specific to the asset. For the purpose of impairment testing, assets that cannot be tested individually are grouped together into the smallest group of assets that generates cash inflows from continuing use that are largely independent of the cash inflows of other assets or groups of assets (the 'cash-generating unit', or "CGU").

An impairment loss is recognized if the carrying amount of an asset or its CGU exceeds its estimated recoverable amount. Impairment losses are recognized in the statement of profit and loss. Impairment losses recognized in respect of CGUs are reduced from the carrying amounts of the assets of the CGU.

Impairment losses recognized in prior periods are assessed at each reporting date for any indications that the loss has decreased or no longer exists. An impairment loss is reversed if there has been a change in the estimates used to determine the recoverable amount. An impairment loss is reversed only to the extent that the asset's carrying amount does not exceed the carrying amount that would have been determined, net of accumulated depreciation or amortization, if no impairment loss had been recognized.

**18. Operating segments**

In accordance with Ind AS 108, the operating segments used to present segment information are identified on the basis of internal reports used by the Company's management to allocate resources to the segments and assess their performance. The Board of Directors is collectively the Company's 'Chief Operating Decision Maker' or 'CODM' within the meaning of Ind AS 108. The indicators used for internal reporting purposes may evolve in connection with performance assessment measures put in place.

**19. Dividends**

Dividends and interim dividends payable to the Company's shareholders are recognized as changes in equity in the period in which they are approved by the shareholders and the Board of Directors.

**20. Material prior period errors**

Material prior period errors are corrected retrospectively by restating the comparative amounts for the prior periods presented in which the error occurred. If the error occurred before the earliest period presented, the opening balances of assets, liabilities and equity for the earliest period presented, are restated.



## **21. Earnings per share**

Basic earnings per equity share is computed by dividing the net profit or loss attributable to equity shareholders of the Company by the weighted average number of equity shares outstanding during the financial year.

Diluted earnings per equity share is computed by dividing the net profit or loss attributable to equity shareholders of the Company by the weighted average number of equity shares considered for deriving basic earnings per equity share and also the weighted average number of equity shares that could have been issued upon conversion of all dilutive potential equity shares.

The number of equity shares and potentially dilutive equity shares are adjusted retrospectively for all periods presented for any bonus shares issued during the financial year.

Basic and diluted earnings per equity share are also computed using the earnings amounts excluding the movements in regulatory deferral account balances.

## **22. Statement of cash flows**

Statement of cash flows is prepared in accordance with the indirect method prescribed in Ind AS 7 'Statement of cash flows'.

## **23. Financial instruments**

A financial instrument is any contract that gives rise to a financial asset of one entity and a financial liability or equity instrument of another entity. The Company recognizes a financial asset or a financial liability only when it becomes party to the contractual provisions of the instrument

### **23.1 Financial assets**

#### **Initial recognition and measurement**

All financial assets are recognized at fair value on initial recognition, except for trade receivables which are initially measured at transaction price. Transaction costs that are directly attributable to the acquisition of financial assets, which are not valued at fair value through profit or loss, are added to the fair value on initial recognition.

#### **Subsequent measurement**

##### **Debt instruments at amortized cost**

A 'debt instrument' is measured at the amortized cost if both the following conditions are met:

- (a) The asset is held within a business model whose objective is to hold assets for collecting contractual cash flows, and
- (b) Contractual terms of the asset give rise on specified dates to cash flows that are solely payments of principal and interest (SPPI) on the principal amount outstanding.

After initial measurement, such financial assets are subsequently measured at amortized cost using the effective interest rate (EIR) method. Amortized cost is calculated by taking into account any discount or premium on acquisition and fees or costs that are an integral part of the EIR. The EIR amortization is included in finance income in the statement of profit and loss. The losses arising from impairment are recognized in the statement of profit and loss. This category generally applies to trade and other receivables.



**Bhartiya Rail Bijlee Company Limited**  
**Notes to financial statements**

**Debt instrument at FVTOCI (Fair value through OCI)**

A 'debt instrument' is classified as at the FVTOCI if both of the following criteria are met:

- (a) The objective of the business model is achieved both by collecting contractual cash flows and selling the financial assets, and
- (b) The asset's contractual cash flows represent SPPI

Debt instruments included within the FVTOCI category are measured initially as well as at each reporting date at fair value. Fair value movements are recognized in the OCI. However, the Company recognizes interest income, impairment losses & reversals and foreign exchange gain or loss in the statement of profit and loss. On de-recognition of the asset, cumulative gain or loss previously recognized in OCI is reclassified from the equity to the statement of profit and loss. Interest earned whilst holding FVTOCI debt instrument is reported as interest income using the EIR method.

**Debt instrument at FVTPL (Fair value through profit or loss)**

FVTPL is a residual category for debt instruments. Any debt instrument, which does not meet the criteria for categorization as at amortized cost or as FVTOCI, is classified as at FVTPL.

In addition, the Company may elect to classify a debt instrument, which otherwise meets amortized cost or FVTOCI criteria, as at FVTPL. However, such election is allowed only if doing so reduces or eliminates a measurement or recognition inconsistency (referred to as 'accounting mismatch'). Debt instruments included within the FVTPL category are measured at fair value with all changes recognized in the statement of profit and loss. Interest income on such investments is presented under 'Other income'.

**De-recognition**

A financial asset (or, where applicable, a part of a financial asset or part of a Group of similar financial assets) is primarily de-recognized (i.e. removed from the Company's balance sheet) when:

- The rights to receive cash flows from the asset have expired, or
  - The Company has transferred its rights to receive cash flows from the asset or has assumed an obligation to pay the received cash flows in full without material delay to a third party under a 'pass-through' arrangement; and either (a) the Company has transferred substantially all the risks and rewards of the asset, or (b) the Company has neither transferred nor retained substantially all the risks and rewards of the asset, but has transferred control of the asset. The difference between the carrying amount and the amount of consideration received/receivable is recognized in the statement of profit and loss.

**Impairment of financial assets**

In accordance with Ind AS 109, the Company applies expected credit loss (ECL) model for measurement and recognition of impairment loss on the following financial assets and credit risk exposure:

- (a) Financial assets that are debt instruments, and are measured at amortized cost e.g., loans, debt securities, deposits and bank balance.
- (b) Financial assets that are debt instruments and are measured as at FVTOCI.
- (c) Lease receivables under Ind AS 116.
- (d) Trade receivables, unbilled revenue and contract assets under Ind AS 115.
- (e) Loan commitments which are not measured as at FVTPL.



**Bhartiya Rail Bijlee Company Limited**  
**Notes to financial statements**

(f) Financial guarantee contracts which are not measured as at FVTPL.

For trade receivables and contract assets/unbilled revenue, the Company applies the simplified approach required by Ind AS 109 Financial Instruments, which requires lifetime expected losses to be recognized from initial recognition.

For recognition of impairment loss on other financial assets and risk exposure, the Company determines that whether there has been a significant increase in the credit risk since initial recognition. If credit risk has not increased significantly, 12-month ECL is used to provide for impairment loss. However, if credit risk has increased significantly, lifetime ECL is used. If, in a subsequent period, credit quality of the instrument improves such that there is no longer a significant increase in credit risk since initial recognition, then the entity reverts to recognizing impairment loss allowance based on 12month ECL.

For purchased or originated credit impaired financial assets, a loss allowance is recognized for the cumulative changes in lifetime expected credited losses since initial recognition

## **23.2 Financial liabilities**

### **Initial recognition and measurement**

Financial liabilities are classified, at initial recognition, as financial liabilities at fair value through profit or loss and financial liabilities at amortized cost, as appropriate. All financial liabilities are recognized initially at fair value and, in the case of liabilities measured at amortized cost net of directly attributable transaction cost. The Company's financial liabilities include trade and other payables, borrowings including bank overdrafts, financial guarantee contracts and derivative financial instruments.

### **Subsequent measurement**

The measurement of financial liabilities depends on their classification, as described below:

#### **Financial liabilities at amortized cost**

After initial measurement, such financial liabilities are subsequently measured at amortized cost using the EIR method. Gains and losses are recognized in statement of profit and loss when the liabilities are derecognized as well as through the EIR amortization process. Amortized cost is calculated by taking into account any discount or premium on acquisition and fees or costs that are an integral part of the EIR. The EIR amortization is included in finance costs in the statement of profit and loss. This category generally applies to borrowings, trade payables and other contractual liabilities.

#### **Financial liabilities at fair value through profit or loss**

Financial liabilities at fair value through profit or loss include financial liabilities held for trading and financial liabilities designated upon initial recognition as at fair value through profit or loss. Financial liabilities are classified as held for trading if they are incurred for the purpose of repurchasing in the near term. This category also includes derivative financial instruments entered into by the Company that are not designated as hedging instruments in hedge relationships as defined by Ind AS 109. Separated embedded derivatives are also classified as held for trading unless they are designated as effective hedging instruments.

Gains or losses on liabilities held for trading are recognized in the statement of profit and loss.



**Bhartiya Rail Bijlee Company Limited**  
**Notes to financial statements**

Financial liabilities designated upon initial recognition at fair value through profit or loss are designated at the initial date of recognition, and only if the criteria in Ind AS 109 are satisfied. For liabilities designated as FVTPL, fair value gains/losses attributable to changes in own credit risk is recognized in OCI. These gains/losses are not subsequently transferred to profit and loss. However, the Company may transfer the cumulative gain or loss within equity. All other changes in fair value of such liability are recognized in the statement of profit and loss. The Company has not designated any financial liability as at fair value through profit and loss.

**De-recognition**

A financial liability is derecognized when the obligation under the liability is discharged or cancelled or expires. When an existing financial liability is replaced by another from the same lender on substantially different terms, or the terms of an existing liability are substantially modified, such an exchange or modification is treated as the de-recognition of the original liability and the recognition of a new liability. The difference in the respective carrying amounts is recognized in the statement of profit and loss.

**23.3 Derivative financial instruments**

**Initial recognition and subsequent measurement**

The Company uses derivative financial instruments, such as forward currency contracts and interest rate swaps to hedge its foreign currency risks and interest rate risks of foreign currency loans. Such derivative financial instruments are initially recognized at fair value on the date on which a derivative contract is entered into and are subsequently re-measured at fair value. Derivatives are carried as financial assets when the fair value is positive and as financial liabilities when the fair value is negative. Any gains or losses arising from changes in the fair value of derivatives are taken to statement of profit and loss.

**23.4 Offsetting of financial assets and financial liabilities**

Financial assets and financial liabilities are offset and the net amount is presented in the balance sheet if there is a currently enforceable legal right to offset the recognized amounts and there is an intention to settle on a net basis, to realize the assets and settle the liabilities simultaneously.

**Use of estimates and management judgments**

The preparation of financial statements requires management to make judgments, estimates and assumptions that may impact the application of accounting policies and the reported value of assets, liabilities, income, expenses and related disclosures concerning the items involved as well as contingent assets and liabilities at the balance sheet date. The estimates and management's judgments are based on previous experience & other factors considered reasonable and prudent in the circumstances. Actual results may differ from these estimates.

Estimates and underlying assumptions are reviewed on an ongoing basis. Revisions to accounting estimates are recognized in the period in which the estimates are revised and in any future periods affected.

In order to enhance understanding of the financial statements, information about significant areas of estimation, uncertainty and critical judgments in applying accounting policies that have the most significant effect on the amounts recognized in the financial statements is as under:

**1. Formulation of accounting policies**

The accounting policies are formulated in a manner that results in financial statements containing relevant and reliable information about the transactions, other events and conditions



**Bhartiya Rail Bijlee Company Limited**  
**Notes to financial statements**

to which they apply. Those policies need not be applied when the effect of applying them is immaterial.

**2. Useful life of property, plant and equipment and intangible assets**

The estimated useful life of property, plant and equipment and intangible assets is based on a number of factors including the effects of obsolescence, demand, competition and other economic factors (such as the stability of the industry and known technological advances) and the level of maintenance expenditures required to obtain the expected future cash flows from the asset.

Useful life of the assets of the generation of electricity business (where tariff is regulated) is determined by the CERC Tariff Regulations in accordance with Schedule II of the Companies Act, 2013.

**3. Recoverable amount of property, plant and equipment and intangible assets**

The recoverable amount of property, plant and equipment and intangible assets is based on estimates and assumptions regarding in particular the expected market outlook and future cash flows associated with the power plants. Any changes in these assumptions may have a material impact on the measurement of the recoverable amount and could result in impairment.

**4. Revenues**

The Company records revenue from sale of energy based on tariff rates approved by the CERC as modified by the orders of Appellate Tribunal for Electricity, as per principles enunciated under Ind AS 115. However, in cases where tariff rates are yet to be approved, provisional rates are adopted considering the applicable CERC Tariff Regulations.

**6. Leases not in legal form of lease**

Significant judgment is required to apply lease accounting rules as per Ind AS 116 in determining whether an arrangement contains a lease. In assessing arrangements entered into by the Company, management has exercised judgment to evaluate the right to use the underlying asset, substance of the transactions including legally enforceable agreements and other significant terms and conditions of the arrangements to conclude whether the arrangement meets the criteria as per Ind AS 116.

**7. Regulatory deferral account balances**

Recognition of regulatory deferral account balances involves significant judgments including about future tariff regulations since these are based on estimation of the amounts expected to be recoverable/payable through tariff in future.

**8. Provisions and contingencies**

The assessments undertaken in recognizing provisions and contingencies have been made in accordance with Ind AS 37 'Provisions, contingent liabilities and contingent assets'. The evaluation of the likelihood of the contingent events require best judgment by management regarding the probability of exposure to potential loss. Should circumstances change following unforeseeable developments, this likelihood could alter.

**9. Income taxes**

Significant estimates are involved in determining the provision for current and deferred tax, including amount expected to be paid/recovered for uncertain tax positions.



2 Property, plant and equipment

Particulars	Gross Block			Depreciation			Net Block As at 31 March 2021	
	As at 01 April 2020	Additions	Adjustments/ Deductions	As at 31 March 2021	Upto 01 April 2020	For Additions		Adjustments/ Deductions
Land (including development expenses)								
Freehold	51,130.79	-	(1,023.64)	50,107.16	-	-	-	50,107.16
Right to Use (Land)	82.07	-	-	82.07	12.30	3.28	-	15.58
Roads, bridges, culverts & helpads	5,794.18	10.56	-	5,804.75	521.39	187.57	-	5,095.79
Building	-	-	-	-	-	-	-	-
Main Plant	57,297.44	1,878.59	787.20	57,297.44	4,822.71	1,913.92	6,736.63	50,560.81
Others	18,873.97	-	-	21,539.76	1,946.50	696.78	2,643.28	18,896.48
Temporary erection	757.09	-	-	757.09	749.80	7.29	-	0.00
Water supply, drainage & sewerage system	2,150.69	-	-	2,150.69	191.27	120.27	-	1,839.16
Plant and equipment	5,43,873.02	28.86	(173.89)	5,43,728.00	63,415.81	29,468.21	92,884.02	4,50,843.97
Furniture and fixtures	1,670.62	280.42	14.38	1,965.42	285.36	130.39	415.75	1,549.67
Vehicles (Owned)	1.51	-	-	1.51	0.36	0.15	-	1.01
Office equipment	408.26	68.15	-	476.41	126.69	50.41	-	299.31
EDP, WP machines and satcom equipment	396.24	63.72	5.17	465.12	135.18	112.26	-	217.68
Construction equipments	769.13	20.76	-	789.89	297.60	60.83	-	431.46
Electrical Installations	2,583.10	9.37	-	2,592.46	461.36	173.87	635.23	1,957.24
Communication Equipments	97.94	1.20	-	99.14	44.91	9.06	-	45.16
Hospital equipments	5.45	35.91	-	41.36	0.19	2.07	-	39.10
Laboratory and workshop equipments	313.35	0.70	0.993	315.04	18.40	16.37	-	280.27
Capital spares	159.35	1,671.95	191.35	2,022.65	41.44	71.13	-	1,910.08
<b>Total</b>	<b>6,86,364.20</b>	<b>4,070.19</b>	<b>(198.43)</b>	<b>6,90,235.96</b>	<b>73,071.27</b>	<b>33,023.86</b>	<b>-</b>	<b>5,84,140.84</b>

Particulars	Gross Block			Depreciation			Net Block As at 31 March 2020	
	As at 01 April 2019	Additions	Adjustments/ Deductions	As at 31 March 2020	Upto 01 April 2019	For Additions		Adjustments/ Deductions
Land (including development expenses)								
Freehold	51,130.79	-	-	51,130.79	-	-	-	51,130.79
Right to Use (Land)	82.06	-	0.01	82.07	9.02	3.28	-	69.77
Roads, bridges, culverts & helpads	5,358.17	436.01	0.01	5,794.18	340.03	181.36	-	5,272.79
Building	-	-	-	-	-	-	-	-
Main Plant	57,297.44	-	-	57,297.44	2,908.79	1,913.92	-	4,822.71
Others	16,456.14	2,417.85	(0.02)	18,873.97	1,347.89	598.61	1,946.50	16,927.47
Temporary erection	686.79	70.30	-	757.09	686.79	63.01	-	749.80
Water supply, drainage & sewerage system	2,055.70	94.99	-	2,150.69	73.77	117.50	-	1,959.42
Plant and equipment	5,36,439.87	4,335.88	3,097.27	5,43,873.02	33,975.74	29,440.07	63,415.81	4,80,457.21
Furniture and fixtures	1,328.83	334.06	7.73	1,670.62	184.57	100.84	(0.05)	1,385.26
Vehicles (Owned)	1.52	-	(0.01)	1.51	0.22	0.14	-	1.15
Office equipment	372.11	36.22	(0.07)	408.26	88.07	38.69	(0.07)	281.57
EDP, WP machines and satcom equipment	334.43	104.68	(42.87)	396.24	104.74	73.39	(42.95)	261.06
Construction equipments	630.79	138.34	-	769.13	232.41	65.19	-	471.53
Electrical Installations	2,568.68	14.42	-	2,583.10	291.87	169.49	-	2,121.74
Communication Equipments	97.73	0.21	-	97.94	33.82	11.09	-	44.91
Hospital equipments	0.17	5.28	-	5.45	-	0.19	-	5.26
Laboratory and workshop equipments	218.99	93.75	0.61	313.35	3.69	14.71	-	294.95
Capital spares	114.01	45.34	-	159.35	1.21	40.23	-	117.91
<b>Total</b>	<b>6,75,174.22</b>	<b>8,127.33</b>	<b>3,062.66</b>	<b>6,86,364.20</b>	<b>40,282.63</b>	<b>32,831.71</b>	<b>(43.07)</b>	<b>6,13,292.93</b>



**Property, plant and equipment (continued)**

- a) The conveyancing of the title to 15.965123 acres of freehold land of value ₹506.99 lakhs (Previous year 117.74 acres of value ₹ 4,922.30 lakhs) in favour of the Company are awaiting completion of legal formalities.
- b) Refer note 15 for information on property, plant and equipment pledged as security by the company.
- c) Spare parts of ₹ 5 lakh and above, stand-by equipment and servicing equipment which meet the definition of property, plant and equipment are capitalized.
- d) Deduction/adjustments from gross block and depreciation for the year represents cost adjustments.
- e) Estimated amount of contracts remaining to be executed on capital account and is not provided for as at 31 March 2021 is 142554.95 Lakhs (31 March 2020: ₹ 148608.45 Lakhs).
- f) Property, plant and equipment costing Rs.5000/- or less, are fully depreciated in the year of acquisition.
- g) Gross carrying amount of fully depreciated property, plant and equipment that are still in use is given below:

Particulars	₹ Lakhs	
	As at 31 March 2021	As at 31 March 2020
Roads, bridges, culverts & helipads	-	-
Building others	-	-
Temporary erection	950.49	880.19
Plant and equipment	2.77	2.57
Furniture and fixtures	61.82	39.27
Vehicles (Owned)	0.04	0.04
Office equipment	23.51	10.59
EDP, WP machines and satcom equipment	187.61	74.83
Communication Equipments	1.02	0.99
Water supply, drainage & sewerage system	0.04	0.04
Laboratory and workshop equipments	0.18	0.18
Hospital equipments	0.85	0.12
<b>Total</b>	<b>1,228.32</b>	<b>1,008.82</b>



itiya Rail Bijlee Company Limited  
s to the financial statements (continued)

Capital work-in-progress

Particulars	₹ Lakhs				
	As at 01 April 2020	Additions	Deductions/ Adjustments	Capitalized	As at 31 March 2021
Development of land	954.65	10.82	(153.20)		812.28
Roads, bridges, culverts & helipads	172.30	103.09	2.00	2.63	274.77
Buildings					-
Main plant	13,234.39	1,552.40		64.38	14,722.41
Others	5,279.12	3,506.78	(794.60)	2,371.83	5,619.47
Temporary erection	100.84	-	(100.84)		(0.00)
Water supply, drainage and sewerage system	154.72	188.94			343.66
MGR track and signalling system	6,898.38	2,834.77			9,733.15
Plant and equipment	1,25,287.24	22,540.20	(63.06)	183.77	1,47,580.62
Furniture and fixtures	117.44	83.18	(14.38)	171.95	14.30
EDP/WP machines & satcom equipment	16.65	12.74	(5.08)	19.04	5.28
Electrical installations	5,102.19	498.61	(0.06)	4.83	5,595.91
Office equipment	0.85	7.31	0.06	7.69	0.54
Hospital equipments	-	11.04	0.00	11.04	0.00
Laboratory and workshop equipments	1.53		(0.47)		1.06
	<u>1,57,320.30</u>	<u>31,349.89</u>	<u>(1,129.61)</u>	<u>2,837.15</u>	<u>1,84,703.43</u>
<b>Expenditure pending allocation</b>					
Survey, investigation, consultancy and supervision charges	2,132.02	29.24	-	-	2,161.26
Pre-commissioning expenses (net)	3,924.57	4,232.00	(2,107.63)	-	6,048.94
Others expenses attributable to Project (Adj)	1,195.72	113.24	-	-	1,308.96
Expenditure during construction period (net)*	11,588.30	11,593.86	-	-	23,182.16
Less: Allocated to related works	11,588.30	11,593.86	-	-	23,182.16
	<u>1,64,572.61</u>	<u>35,724.36</u>	<u>(3,237.24)</u>	<u>2,837.15</u>	<u>1,94,222.58</u>
<b>Construction stores</b>	15,600.23	(608.07)			14,992.16
<b>Total</b>	<u><u>1,80,172.84</u></u>	<u><u>35,116.29</u></u>	<u><u>(3,237.24)</u></u>	<u><u>2,837.15</u></u>	<u><u>2,09,214.75</u></u>

\* Brought from expenditure during construction period (net) - note 31



**Bhartiya Rail Bijlee Company Limited**  
Notes to the financial statements (continued)

**3 Capital work-in-progress**

Particulars	As at		Additions	Deductions/ Adjustments	Capitalized	As at	
	01 April 2019	31 March 2020				31 March 2020	31 March 2020
Development of land	729.23	225.42	-	-	-	954.65	-
Roads, bridges, culverts & helipads	0.83	607.48	-	-	436.01	172.30	-
Buildings							
Main plant	11,640.19	2,100.86	(506.66)	-	-	13,234.39	-
Others	5,537.30	1,627.22	532.45	-	2,417.85	5,279.12	-
Temporary erection	27.91	80.37	(7.44)	-	-	100.84	-
Water supply, drainage and sewerage system	132.18	117.53	-	-	94.99	154.72	-
MGR track and signalling system	4,137.02	2,761.36	-	-	-	6,898.38	-
Plant and equipment	1,08,447.93	23,251.99	(2,583.37)	-	3,829.31	1,25,287.24	-
Furniture and fixtures	94.52	223.42	(22.14)	-	178.36	117.44	-
EDP/WP machines & satcom equipment	0.37	70.51	(54.22)	-	-	16.65	-
Electrical installations	4,151.05	951.26	(0.12)	-	-	5,102.19	-
Office equipment	0.34	0.44	0.07	-	-	0.85	-
Hospital equipments	-	-	-	-	-	-	-
Laboratory and workshop equipments	23.00	-	(21.47)	-	-	1.53	-
	<u>1,34,921.87</u>	<u>32,017.86</u>	<u>(2,662.90)</u>	<u>6,956.52</u>	<u>1,57,320.30</u>		
<b>Expenditure pending allocation</b>							
Survey, investigation, consultancy and supervision charges	2,132.02	-	-	-	-	2,132.02	-
Pre-commissioning expenses (net)	-	3,924.57	-	-	-	3,924.57	-
Others expenses attributable to Project (Adj)	758.01	-	437.71	-	-	1,195.72	-
Expenditure during construction period (net)*	-	11,588.30	-	-	-	11,588.30	-
Less: Allocated to related works	-	11,588.30	-	-	-	11,588.30	-
	<u>1,37,811.90</u>	<u>35,942.43</u>	<u>(2,225.19)</u>	<u>6,956.52</u>	<u>1,64,572.61</u>		
<b>Construction stores</b>	18,786.64	2,460.05	(5,646.46)	-	-	15,600.23	-
<b>Total</b>	<u><b>1,56,598.54</b></u>	<u><b>38,402.48</b></u>	<u><b>(7,871.65)</b></u>	<u><b>6,956.52</b></u>	<u><b>1,80,172.84</b></u>		

\* Brought from expenditure during construction period (net) - note 31



**itiya Rail Bijlee Company Limited**  
**to the financial statements (continued)**

S-BCL-31-2020-38

**Capital work-in-progress**

**Capital work-in-progress (continued)**

Exchange differences capitalised are disclosed in the 'Addition' column of CWIP and allocated to various heads of CWIP in the year of capitalisation through 'Deductions/Adjustment' column of CWIP. Exchange differences in respect of assets already capitalised are disclosed in the 'Deductions/Adjustments' column of PPE. Asset-wise details of exchange differences and borrowing costs included in the cost of major heads of PPE and CWIP through 'Addition' or 'Deductions/Adjustments' column are given below:

	For the year ended 31 March 2021		For the year ended 31 March 2020	
	Exchange difference	Borrowing costs	Exchange difference	Borrowing costs
Building:				
Main Plant	-	824.09	-	836.51
Others	-	297.64	-	409.82
Plant & Machinery	(68.71)	8,034.92	(23.12)	8,122.96
MGR Track and Signalling system	-	442.15	-	344.04
Electrical Installation	-	310.58	-	308.85
Roads, bridges, culverts & helipads	-	11.61	-	10.52
Temporary erection	-	7.21	-	3.74
Water supply, drainage and sewerage system	-	14.44	-	10.41
Furniture and fixtures	-	1.51	-	8.60
EDP/WP machines & satcom equipment	-	0.10	-	0.00
Others including pending allocation	-	74.16	-	64.55
<b>Total</b>	<b>(68.71)</b>	<b>10,018.42</b>	<b>(23.12)</b>	<b>10,120.00</b>

Pre-commissioning expenditure for the year amount to 2124.37 Lakhs (31 March 2020: ₹ 3,924.57 Lakhs) after adjustment of pre-commissioning sales of Nil 31 March 2020: Nil) resulted in net pre-commissioning expenditure of 2124.37 Lakhs (31 March 2020: ₹ 3,924.57 Lakhs).



4 Intangible assets

Particulars	As at 01 April 2020		As at 31 March 2021		Amortization				Net Block As at 31 March 2021
	As at 01 April 2020	Additions	Deductions	As at 31 March 2021	Upto 01 April 2020	For Additions	Deductions	Upto 31 March 2021	As at 31 March 2021
Software	8.16	19.08		27.24	7.22	4.56	-	11.78	15.47
Right to use land	28.09	(0.00)		28.09	2.24	1.12	-	3.36	24.72
<b>Total</b>	<b>36.25</b>	<b>19.08</b>	<b>-</b>	<b>55.33</b>	<b>9.46</b>	<b>5.69</b>	<b>-</b>	<b>15.14</b>	<b>40.19</b>

Particulars	As at 01 April 2019		As at 31 March 2020		Amortization				Net Block As at 31 March 2020
	As at 01 April 2019	Additions	Deductions	As at 31 March 2020	Upto 01 April 2019	For Additions	Deductions	Upto 31 March 2020	As at 31 March 2020
Software	8.16	-	-	8.16	6.51	0.71	-	7.22	0.94
Right to use land	28.10	-	(0.01)	28.09	1.12	1.12	-	2.24	25.85
<b>Total</b>	<b>36.26</b>	<b>-</b>	<b>(0.01)</b>	<b>36.25</b>	<b>7.63</b>	<b>1.83</b>	<b>-</b>	<b>9.46</b>	<b>26.79</b>

a) Depreciation/amortization of tangible and intangible assets for the year is allocated as given below:

Particulars	For the year ended 31 March 2021		For the year ended 31 March 2020	
	For the year ended 31 March 2021	For the year ended 31 March 2020	For the year ended 31 March 2021	For the year ended 31 March 2020
Transferred to expenditure during construction period (net) - note 31	52.42	54.95		
Allocated to fuel cost	1,507.95	1,507.95		
Recognised in profit and loss	31,469.18	31,270.64		
<b>Total</b>	<b>33,029.54</b>	<b>32,833.54</b>		

b) Gross carrying amount of fully depreciated intangible assets that are still in use is given below:

Particulars	As at 31 March 2021		As at 31 March 2020	
	As at 31 March 2021	As at 31 March 2020	As at 31 March 2021	As at 31 March 2020
Software	17.06	17.06	17.06	17.06
<b>Total</b>	<b>17.06</b>	<b>17.06</b>	<b>17.06</b>	<b>17.06</b>



**Beartiya Rail Bijlee Company Limited**  
**Notes to the financial statements (continued)**

**5 Other non-current assets**

Particulars	As at 31 March 2021	As at 31 March 2020
<b>Capital advances</b>		
Unsecured, considered good		
Covered by bank guarantee	2,529.66	2,312.22
Others	2,170.87	2,035.65
	<u>4,700.53</u>	<u>4,348.87</u>
<b>Advances other than capital advances</b>		
Advance tax and tax deducted at source	6,893.49	4,164.86
Less: Provision for tax	6,893.49	3,255.39
	<u>-</u>	<u>909.47</u>
<b>Total</b>	<u><u>4,700.53</u></u>	<u><u>5,258.34</u></u>

a) Disclosure with respect to advances to related parties is made in note 39.

**6 Inventories**

Particulars	As at 31 March 2021	As at 31 March 2020
Coal	3,007.58	5,975.62
Fuel Oil	424.66	299.60
Stores and Spares	4,086.70	2,373.76
Chemicals & consumables	154.38	161.60
Steel	33.51	10.81
Loose tools	44.47	10.78
Others	1,479.13	1,280.98
<b>Sub Total</b>	<u>9,230.43</u>	<u>10,114.15</u>
Less: Provision for shortages	91.26	
<b>Total</b>	<u>9,139.17</u>	<u>10,114.15</u>

a) Above figures includes Material in Transit. Details of material in transit as on reporting date as below.

Coal	265.69	895.54
Fuel oil	0.00	51.78
Stores and spares	624.31	130.55
Chemicals & consumables	0.00	0.41
Others	5.09	0.29

b) Other includes electrical consumables.

c) Refer note 15 for information on inventory pledged as security by the company.

d) Paragraph 32 of Ind AS 2, 'Inventories' provides that materials and other supplies held for use in the production of inventories are not written down below cost if the finished products in which they will be incorporated are expected to be sold at or above cost. The Company is operating in the regulatory environment and as per CERC Tariff Regulations, cost of fuel and other inventory items are recovered as per extant tariff regulations. Accordingly, the realisable value of the inventories is not lower than the cost.

e) Inventory recognised as expense during the year:

Particulars	For the year ended 31 March 2021	For the year ended 31 March 2020
Fuel Expense	94,678.65	1,08,513.22
Others (recognised in other expenses)	2,720.92	2,576.79
<b>Total</b>	<u>97,399.57</u>	<u>1,11,090.01</u>

**7 Trade receivables**

Particulars	As at 31 March 2021	As at 31 March 2020
Trade receivables (unsecured, considered good)	30,583.37	34,542.56
<b>Total</b>	<u>30,583.37</u>	<u>34,542.56</u>

a) The company's exposure to credit risk is disclosed in note 33.

b) Refer note 39 for related party disclosures.

c) Trade receivable also includes LPSC receivable.

**8 Cash and cash equivalents**

Particulars	As at 31 March 2021	As at 31 March 2020
Balances with banks		
Current accounts	395.87	21,452.15
Term deposits (including interest accrued)	17,722.28	9,860.43
Cheques on hand	-	1.00
Others (stamps in hand)	0.16	0.20



## 9 Bank balances other than cash and cash equivalents

Particulars	As at	As at
	31 March 2021	31 March 2020
Deposits with original maturity of more than three months and maturing within one year (including interest accrued)	(0.00)	0.00
Margin money against letter of credit issued to vendor (including interest accrued)	323.74	305.03
Earmarked balance for fly ash utilization reserve fund	817.48	459.64
Interest accrued on deposits	6.17	117.83
<b>Total</b>	<b>1,147.39</b>	<b>882.50</b>

## 10 Other financial assets

Particulars	As at	As at
	31 March 2021	31 March 2020
Unbilled revenue (unsecured, considered good)	21,572.56	20,433.47
Dtrs - other service	20.06	
<b>Total</b>	<b>21,592.62</b>	<b>20,433.47</b>

- a) Unbilled revenue represents amount billed to the beneficiaries after 31 March for energy sales.  
b) The company's exposure to credit risk is disclosed in note 33.

## 11 Other current assets

Particulars	As at	As at
	31 March 2021	31 March 2020
Deposits with Government Authorities	4,153.97	4,450.92
Other recoverable	2,787.74	1,831.80
Unsecured Advances		
Employees	3.80	11.63
Contractors & suppliers	6,470.24	4,332.70
Others	433.42	441.76
<b>Total</b>	<b>13,849.17</b>	<b>11,068.81</b>

- a) Other recoverable includes amount recoverable from Railways towards ABT meters & Freight & from Nabinagar Power Generating Company Limited towards freight charges, supply of steel etc.  
b) Other advances represents insurance premium paid in advance.

## 12 Regulatory deferral account debit balances

Particulars	As at	As at
	31 March 2021	31 March 2020
On account of		
Exchange differences	655.83	574.41
Deferred tax	-	-
<b>Total</b>	<b>655.83</b>	<b>574.41</b>

- a) CERC Tariff Regulations, 2019 provide for grossing-up the rate of return on equity based on effective tax rate for the financial year based on the actual tax paid during the year on the generation income. Accordingly, deferred tax liability will be reversed in future years when the related DTL forms part of current tax.  
Hitherto the Company was disclosing tax expense recoverable from the beneficiaries as a deduction from the related tax expense. Further, 'Deferred asset for deferred tax liability' was hitherto disclosed as a deduction from the DTL (net) of the Company.  
During the year, the EAC of the ICAI has issued an opinion with regard to presentation of 'Deferred asset for the deferred tax liability', wherein it has opined that 'Deferred asset for DTL' is in the nature of a 'Regulatory Deferral Account Balance' and should be shown as 'Regulatory deferral account balance'.  
Considering the EAC opinion, 'Deferred asset for the deferred tax liability' which was hitherto shown as a deduction from 'deferred tax liabilities (net)' has been transferred to 'Regulatory deferral account debit balance'.  
b) Regulatory deferral account balances have been accounted in line with Accounting policy no. C.4 (Note 1). Refer Note 43 for detailed disclosures.



13 Equity share capital

Particulars	₹ Lakhs			
	As at 31 March 2021		As at 31 March 2020	
	Number of Shares	Amount	Number of Shares	Amount
<b>Authorised</b>				
Equity shares of par value ₹10/- each	2,50,00,00,000	2,50,000.00	2,50,00,00,000	2,50,000.00
<b>Issued, subscribed and fully paid up</b>				
Equity shares of par value ₹10/- each	2,39,74,61,538	2,39,746.15	2,35,38,44,613	2,35,384.46

a) Movements in equity share capital:

Particulars	₹ Lakhs			
	For the year ended 31 March 2021		For the year ended 31 March 2020	
	Number of Shares	Amount	Number of Shares	Amount
Opening balance	2,35,38,44,613	2,35,384.46	2,16,15,32,490	2,16,153.25
Shares issued during the year	4,36,16,925.00	4,361.69	19,23,12,123.00	19,231.21
<b>Closing balance</b>	<b>2,39,74,61,538</b>	<b>2,39,746.15</b>	<b>2,35,38,44,613</b>	<b>2,35,384.46</b>

b) Terms and rights attached to equity shares:

The Company has only one class of equity shares having a par value ₹10/- per share. The equity shareholders are entitled to receive dividends as declared from time to time and are entitled to voting rights proportionate to their share holding at the meetings of shareholders. In the event of liquidation of the Company, the holders of the equity shares will be entitled to receive remaining assets of the Company, after distribution of all preferential amounts. The distribution will be in proportion to the number of equity shares held by the shareholders.

c) Dividends

Particulars	₹ Lakhs	
	Paid During the year ended	
	31st March, 2021	31st March, 2020
<b>(i) Dividends paid and recognised during the year</b>		
Final dividend for the year ended 31 March 2020 of Rs. 0.58 per share (31st March 2019: Nil)	13713.48	-
Interim dividend for the year ended 31 March 2021 of Rs. 0.50 per share lakhs 31st March 2020:	12000.00	-

d) Details of shareholders holding more than 5% shares in the Company:

Particulars	As at 31 March 2021		As at 31 March 2020	
	Number of Shares	%	Number of Shares	%
	NTPC Ltd.	1,77,41,21,538	74.00	1,74,18,44,615
Ministry of Railways	62,33,40,000	26.00	61,19,99,998	26.00

14 Other equity

Particulars	₹ Lakhs	
	As at 31 March 2021	As at 31 March 2020
Share application money pending allotment	-	4,361.69
Corporate social responsibility reserve (refer note 38)	-	-
Fly ash utilisation reserve fund	832.53	633.19
Retained earnings	36,434.50	33,900.08
<b>Total</b>	<b>37,267.03</b>	<b>38,894.96</b>

a) Share application money pending allotment

During the financial Year company has allotted 43616925 no of Shares to NTPC and Ministry of Railways in the ratio of 74:26. The balance shares are likely to be allotted in the next financial year. The authorized share capital of the company is sufficient to cover the share capital amount on allotment of shares out of the above share application money. No amount is refundable out of above share application money and no interest is payable. Share application money pending for allotment, has been received from NTPC Limited ₹ Nil Lakhs (Previous year ₹ 3227.69 Lakhs) and Ministry of Railways ₹ Nil Lakhs (31 March 2020: ₹ 1134.00 Lakhs).

Reconciliation of share application money pending allotment	₹ Lakhs	
	For the year ended 31 March 2021	For the year ended 31 March 2020
Opening balance	4,361.69	12,159.14
Add: Share application money received during the year	-	11,433.76
Less: Shares allotted against share application money	4,361.69	19,231.21
<b>Closing balance</b>	<b>(0.00)</b>	<b>4,361.69</b>

b) Corporate social responsibility reserve

Reconciliation of corporate social responsibility reserve	₹ Lakhs	
	For the year ended 31 March 2021	For the year ended 31 March 2020
Opening balance	-	35.27
Add: Transfer from retained earnings	-	35.41
Less: Transfer to retained earnings	-	70.68
<b>Closing balance</b>	<b>-</b>	<b>-</b>

CSR expenditure for FY 2020-21 is Rs.36.80 Lakhs.



## 14 Other equity (continued)

## c) Fly ash utilisation reserve fund

Pursuant to Gazette Notification dated 3 November 2009, issued by the Ministry of Environment and Forest (MOEF), Government of India (GOI), the amount collected from sale of fly ash and fly ash based products should be kept in a separate account head and shall be utilized only for the development of infrastructure or facility, promotion & facilitation activities for use of fly ash until 100 percent fly ash utilization level is achieved. The fund balance has been kept in 'Bank balances other than cash & cash equivalents' (Note 9).

Reconciliation of fly ash utilisation reserve fund	For the year ended 31 March 2021	For the year ended 31 March 2020
Opening balance	633.19	147.87
Add: Transferred during the year:		
Revenue from operations	208.19	490.63
Less: Utilised during the year:		
Other expenses	8.85	5.31
<b>Closing balance</b>	<b>832.53</b>	<b>633.19</b>

## d) Retained earnings

Reconciliation of retained earnings	For the year ended 31 March 2021	For the year ended 31 March 2020
Opening balance	33,900.08	8,018.48
Add: Profit/ (Loss) for the year from Statement of Profit and Loss	28,247.92	25,846.33
Less: Final Dividend paid for 2019-20	13,713.48	-
Interim Dividend paid for 2020-21	12,000.00	-
Less: Transfer to corporate social responsibility reserve	-	35.41
Add: Transfer from corporate social responsibility reserve	-	70.68
Rounding off adj	(0.02)	-
<b>Closing balance</b>	<b>36,434.50</b>	<b>33,900.08</b>

## 15 Borrowings

Particulars	As at 31 March 2021	As at 31 March 2020
<b>Secured term loans</b>		
<b>From bank</b>		
Rupee loans	2,20,274.36	2,49,191.34
<b>From financial institution</b>		
Rupee loans	1,65,412.92	3,02,001.34
	<b>3,85,687.28</b>	<b>5,51,192.68</b>
Less: Interest Accrued but not due on Secured borrowings	3,544.99	6,282.72
Less :Current Maturities of Long term Borrowings		
<b>Secured term loans</b>		
<b>From bank</b>		
Rupee loans	16658.34	-
<b>From financial institution</b>		
Rupee loans	11561.99	-
	<b>28,220.33</b>	<b>-</b>
<b>Total</b>	<b>3,53,921.96</b>	<b>5,44,909.96</b>

- a) The company had an initial term loan facility of ₹3,74,675.00 Lakhs (PFC : ₹ 2,24,800.00 Lakhs + Bank of Baroda: ₹ 1,49,875.00 Lakhs). The company has fully utilised the borrowing limit. Interest on PFC term loan is payable at the applicable three year "AAA" Bond yield rate plus agreed margin and for Bank of Baroda it is one month bank MCLR plus applicable margin. The Moratorium period for the project as per the loan document is over and repayment of Principal has been started. The repayment schedule is for a period of 15 years, in 60 quarterly instalments with effect from 30 September 2019 for Bank of Baroda and with effect from 15th April 2020 for PFC. The term loan was secured by equitable mortgage/hypothecation of all present and future fixed and movable assets of Nabinagar TPP (4x250 MW), as first charge, ranking pari passu with charge created with PFC and with Bank of Baroda.  
During the FY 2019-20, a part of term loan from PFC of ₹ 1,00,000.00 Lakhs has been transferred to Canara Bank. The term loan is secured on pari passu basis on the project assets (Units - I to IV). The term loan is repayable in 60 equal quarterly installments with effect from 30 September 2019.  
During the year, a part of Term Loan from PFC of ₹ 1,20,000.00 Lakhs has been transferred to Canara Bank. The general purpose loan is secured on pari passu basis on the project assets. The loan has bullet repayment upto one year from the date of drawal.
- b) The company has 2nd term loan agreement of ₹ 25,325.00 Lakhs from PFC. The company has fully utilised the borrowing limit. The interest rate on this facility is @ 9.36% p.a. with repayment schedule of 15 years, beginning from 15th April 2020, in 60 quarterly instalments.
- c) The company has taken 3rd term loan of ₹ 1,59,860.00 lakhs from PFC. The company has total drawn ₹1,51,876.34 Lakhs from this facility of loan till the reporting date. The interest rate on this facility is @ 9.36% p.a. with repayment schedule of 15 years, in 60 quarterly instalments beginning from 15th April 2020.
- d) Canara Bank has sanctioned a borrowing limit of ₹ 20,000.00 Lakhs (fund based limit including non-fund based sub limit of ₹ 7,500.00 Lakhs) (31 March 2020: 30,000.00 Lakhs (fund based limit including non-fund based sub limit of ₹ 10,000.00 Lakhs)). The Company have availed non fund based limit of ₹ 6808 Lakhs for issue of Bank Guarantee and Letter of Credit. The sanctioned limit is secured by way of first charge on trade receivables and inventories and second charge on tangible fixed assets.
- e) There has been no defaults in repayment of the loan or interest thereon as at the end of the year.



16 Other financial liabilities

Particulars	As at 31 March 2021	As at 31 March 2020
Payable for capital expenditure		
Total outstanding dues of micro and small enterprises	-	-
Total outstanding dues of creditors other than micro and small enterprises	550.52	1,008.81
<b>Total</b>	<b>550.52</b>	<b>1,008.81</b>

- a) Payable for capital expenditure represents liability towards equipment supplier and erection vendors pending evaluation of performance and guarantee test results.
- b) Refer note 39 for related party disclosures.
- c) The company's exposure to currency and liquidity risks related to above financial liability is disclosed in note 33.
- d) Detailed disclosures as required under MSMED Act, 2006 is made in note 41.

17 Deferred tax Asset (net)

Particulars	As at 31 March 2021	As at 31 March 2020
Deferred tax Asset		
Unabsorbed depreciation	94,268.97	83,499.59
Difference in tax profit and profit as per MAT	8,752.06	3,745.79
Less: Deferred tax liability		
Difference in book depreciation and tax depreciation	84,560.63	73,730.38
Less: Deferred tax asset		
Unabsorbed depreciation		
Difference in tax profit and profit as per MAT		
<b>Total</b>	<b>18,460.39</b>	<b>13,515.10</b>

- a) Refer note 37 for disclosure related to income tax.
- b) Deferred tax assets and deferred tax liabilities have been offset as they relate to the same governing laws.
- c) Movement in deferred tax balances

Particulars	Opening balance	Recognised in profit or loss
<b>For the year ended 31 March 2021</b>		
Deferred tax liability		
Difference in book depreciation and tax depreciation	73,730.38	10,830.25
Less: Deferred tax asset		
Unabsorbed depreciation	83,499.69	10,769.28
Difference in tax profit and profit as per MAT	3,745.79	5,006.27
	<b>(13,515.10)</b>	<b>(4,945.30)</b>
<b>For the year ended 31 March 2020</b>		
Deferred tax liability		
Difference in book depreciation and tax depreciation	55,270.36	18,460.02
Less: Deferred tax asset		
Unabsorbed depreciation	54,332.66	29,167.03
Difference in tax profit and profit as per MAT	937.70	2,808.09
	<b>(0.00)</b>	<b>(13,515.10)</b>

18 Borrowings

Particulars	As at 31 March 2021	As at 31 March 2020
Term Loan ( Secured Loan- from canara bank)	150000.00	-
Paripassu first charge on Fixed Assets of the company & First charge on entire current Assets.		
	<b>1,50,000.00</b>	<b>-</b>

19 Trade payables

Particulars	As at 31 March 2021	As at 31 March 2020
Trade payable for goods and services		
Total outstanding dues of micro and small enterprises	863.89	469.51
Total outstanding dues of creditors other than micro and small enterprises	15,511.21	13,119.75
<b>Total</b>	<b>16,375.10</b>	<b>13,589.26</b>

- a) Refer note 39 for related party disclosures.
- b) Detailed disclosures as required under MSMED Act, 2006 is made in note 41.
- c) The company's exposure to liquidity risks related to trade payable is disclosed in note 33.



**20 Other financial liabilities**

Particulars	As at	As at
	31 March 2021	31 March 2020
Payable for capital expenditure		
- micro and small enterprises	785.12	835.91
- other than micro and small enterprises	40,196.08	42,052.79
Interest accrued but not due on borrowings	3,544.99	6,282.72
Other payables		
Deposits from contractors	73.23	29.03
NTPC Ltd	2,047.07	6,431.51
Payable to employees	1,745.81	911.11
Others	94.08	92.93
Book Overdraft	0.25	356.80
<b>Secured term loans</b>		
<b>From bank</b>		
Rupee loans	16,658.34	-
<b>From financial institution</b>		
Rupee loans	11,561.99	-
<b>Total</b>	<b>76,706.96</b>	<b>56,992.80</b>

- a) Payable for capital expenditure represents liability towards equipment supplier and erection vendors pending evaluation of performance and guarantee test results.
- b) Detailed disclosures as required under MSMED Act, 2006 is made in note 41.
- c) Other payables - others include towards Material Received, administration expenses payable etc.
- d) The company's exposure to currency and liquidity risks related to above financial liability is disclosed in note 33.
- e) Refer note 39 for related party disclosures.

**21 Other current liabilities**

Particulars	As at	As at
	31 March 2021	31 March 2020
Tax deducted at source and other statutory dues	0.73	6.10
Advances from customers and others	121.68	131.55
Others (includes material received on loan)	68.19	68.19
Income Tax Payable (net of advance Tax)	972.70	-
<b>Total</b>	<b>1,163.30</b>	<b>205.84</b>

**22 Provisions**

Particulars	As at	As at
	31 March 2021	31 March 2020
Provisions for obligations incidental to Land acquisition	16,224.80	16,685.84
Provision for leave encashment	25.58	8.65
Provision for Arbitrator Case	1,194.73	-
Shortages in property, plant and equipment pending investigation	6.03	-
<b>Total</b>	<b>17,451.15</b>	<b>16,694.49</b>

- a) Refer note 40 for disclosure as per Ind AS 37 on 'Provisions, Contingent Liabilities and Contingent Assets'.

**23 Regulatory deferral account credit balances**

Particulars	As at	As at
	31 March 2021	31 March 2020
On account of		
Exchange differences	-	-
Deferred tax	18,460.39	13,515.10
<b>Total</b>	<b>18,460.39</b>	<b>13,515.10</b>

- a) Regulatory deferral account balances have been accounted in line with Accounting policy no. C.4 (Note 1). Refer Note 43 for detailed disclosures.
- b) CERC Tariff Regulations, 2019 provide for grossing-up the rate of return on equity based on effective tax rate for the financial year based on the actual tax paid during the year on the generation income. Accordingly, deferred tax liability will be reversed in future years when the related DTL forms part of current tax. Hitherto the Company was disclosing tax expense recoverable from the beneficiaries as a deduction from the related tax expense. Further, 'Deferred asset for deferred tax liability' was hitherto disclosed as a deduction from the DTL (net) of the Company. During the year, the EAC of the ICAI has issued an opinion with regard to presentation of 'Deferred asset for the deferred tax liability', wherein it has opined that 'Deferred asset for DTL' is in the nature of a 'Regulatory Deferral Account Balance' and should be shown as 'Regulatory deferral account balance'. Considering the EAC opinion, 'Deferred asset for the deferred tax liability' which was hitherto shown as a deduction from 'deferred tax liabilities (net)' has been transferred to 'Regulatory deferral account debit balance'.



24 Revenue from operations

Particulars	For the year ended 31 March 2021	For the year ended 31 March 2020
Energy sales	2,18,617.27	2,29,360.97
Sale of fly ash	194.29	477.11
Less: Transferred to fly ash utilisation reserve fund	194.29	477.11
	-	-
Other operating income		
Interest from customers	-	-
<b>Total</b>	<b>2,18,617.27</b>	<b>2,29,360.97</b>

- a) Energy sales are net off rebate to beneficiaries amounting to Rs 415 Lakhs (31 March 2020: ₹ -171.08 Lakhs).  
b) Refer note 46 for detailed disclosure in respect of revenue from contract with customers.

25 Other income

Particulars	For the year ended 31 March 2021	For the year ended 31 March 2020
<b>Interest from</b>		
<b>Deposit with banks</b>		
Advance to contractors	585.23	1,459.53
Income tax refunds	-	-
Deposits with banks-flyash utilisation reserve fund	92.43	-
Less: transferred to flyash utilisation reserve fund	13.91	13.52
	(13.91)	(13.52)
<b>Other non-operating income</b>		
Late payment surcharge from beneficiaries	3,754.86	2,513.48
Profit on disposal of property, plant and equipment	-	0.01
Net gain in foreign currency transactions and translations	-	-
Provision written back	-	-
Insurance Claims	-	-
Miscellaneous income (refer note below)	98.29	89.53
	<b>4,530.81</b>	<b>4,062.55</b>
Less: Transferred to expenditure during construction period (net)- note 31	-	12.31
<b>Total</b>	<b>4,530.81</b>	<b>4,050.24</b>

- a) Miscellaneous income includes income from rent received, other Misc receipts etc.

26 Fuel Expense

Particulars	For the year ended 31 March 2021	For the year ended 31 March 2020
O&M-Cons-Coal (Ind)	92,928.97	1,06,751.87
Cons-LDO (Ind)	1,749.69	1,761.35
	<b>94,678.65</b>	<b>1,08,513.22</b>



## 27 Employee benefits expense

Particulars	For the year ended 31 March 2021	For the year ended 31 March 2020
Salaries and wages	8,717.77	6,710.59
Contribution to provident and other funds	1,598.16	1,432.54
Staff welfare expenses	911.56	862.82
	<b>11,227.49</b>	<b>9,005.95</b>
Less: Allocated to fuel cost	120.48	95.75
Less: Transferred to fly ash utilisation reserve fund	-	-
Less: Transferred to expenditure during construction period (net)- note 31	1,509.84	1,425.69
<b>Total</b>	<b>9,597.17</b>	<b>7,484.51</b>

- a) In accordance with Accounting Policy no. C.13 (note 1), an amount of Rs 1241.21 Lakhs (31 March 2020: ₹ 1173.74 Lakhs) towards provident fund, pension, gratuity, post retirement medical facilities & other terminal benefits and Rs 353.65 Lakhs (31 March 2020: ₹ 257.12 Lakhs) towards leave & other benefits, are paid /payable to the holding company (NTPC Ltd) and included in 'Employee Benefits'.
- b) In accordance with Accounting Policy no. C.13 (note 1), an amount of NIL Lakhs (31 March 2020: ₹ 1.67 Lakhs) towards provident fund, pension, gratuity, post retirement medical facilities & other terminal benefits and ₹ NIL(31 March 2020: ₹ Nil) towards leave & other benefits, are paid /payable to the other promoting partner (Indian Railways) and included in 'Employee Benefits'.

## 28 Finance costs

Particulars	For the year ended 31 March 2021	For the year ended 31 March 2020
Interest on financial liabilities measured at amortised cost		
Rupee term loans	46,532.11	51,148.45
Unwinding of discount on vendor liabilities	206.35	141.77
Cash credit account	33.02	4.67
Interest on Income Tax	30.58	21.25
	<b>46,802.06</b>	<b>51,316.14</b>
Other borrowing cost (refer note a below)	3,894.00	3,540.00
	<b>50,696.06</b>	<b>54,856.14</b>
Less: Transferred to expenditure during construction period (net)- note 31	10,018.42	10,119.99
<b>Total</b>	<b>40,677.64</b>	<b>44,736.15</b>

- a) Term loan from PFC amounting to ₹ 120000 Lakhs has been transferred to Canara bank. Company has paid prepayment charges of ₹ 3,894.00 Lakhs.

## 29 Depreciation and amortisation expense

Particulars	For the year ended 31 March 2021	For the year ended 31 March 2020
On property, plant and equipment- Note 2	33,023.86	32,831.71
On intangible assets- Note 4	5.69	1.83
	<b>33,029.55</b>	<b>32,833.54</b>
Less: Allocated to fuel cost	1,507.95	1,507.95
Less: Transferred to expenditure during construction period (net)- note 31	52.42	54.95
<b>Total</b>	<b>31,469.18</b>	<b>31,270.64</b>



**Bhartiya Rail Bijlee Company Limited**  
**Notes to the financial statements (continued)**

**30 Other expenses**

Particulars	For the year ended 31 March 2021	For the year ended 31 March 2020
Power charges (net of recoveries)	74.81	169.41
Water charges	666.01	696.31
Stores consumed	143.62	8.95
Repairs and maintenance		
Buildings	280.66	134.87
Plant & Machinery	6,941.46	5,388.72
Others	1,209.37	1,602.29
Load dispatch center charges	52.57	75.50
Insurance	958.15	974.02
Rates & Taxes	31.33	26.11
Training & recruitment expenses	3.59	13.32
Communication expenses	118.22	222.29
Inland Travel	373.34	502.10
Foreign Travel	-	-
Tender expenses (net of recoveries)	(0.93)	(0.52)
Payment to auditors	6.62	2.79
Advertisement and publicity	16.55	11.89
Security expenses	2,154.61	1,636.12
Entertainment expenses	97.88	87.92
Expenses for guest house (net of recoveries)	78.62	6.24
Ash Utilization Expenses	8.85	5.31
Professional charges and consultancy fee	415.65	402.27
Legal expenses	53.85	110.32
EDP hire and other charges	2.00	1.54
Printing and stationery	4.23	15.02
Hire charge of vehicles	168.45	194.64
Net loss in foreign currency transactions and translations	81.42	579.02
Transport Vehicle running expenses	6.63	4.83
Horticulture Expenses	79.18	95.93
Hire charges- helicopter/aircraft.	-	14.87
Hire charges of construction equipment	0.92	8.66
Corporate social responsibility expense	36.80	70.77
Miscellaneous expenses	561.37	511.42
	<b>14,625.83</b>	<b>13,572.93</b>
Less: Allocated to fuel cost	1,051.13	662.37
Less: Transferred to expenditure during construction period (net)- note 31	13.18	-
Less: Transferred to fly ash utilisation reserve fund	8.85	5.31
<b>Total</b>	<b>13,552.67</b>	<b>12,905.25</b>

a) Miscellaneous expenses includes Bank charges, provision for Shortage, power trading Exp etc.

b) Details in respect of payment to auditors:

Statutory audit fee	2.35	1.96
Tax audit fee	0.40	0.36
Other services (certification fee)	-	-
Reimbursement of expenses	3.38	0.05
Reimbursement of GST/service tax	0.50	0.42
<b>Total</b>	<b>6.62</b>	<b>2.79</b>

## 31 Expenditure during construction period (net)

Particulars	For the year ended 31 March 2021	For the year ended 31 March 2020
<b>A. Employee benefits expense</b>		
Salaries and wages	1,166.02	1,012.98
Contribution to provident and other funds	243.60	263.59
Staff welfare expenses	100.22	149.12
<b>Total (A)</b>	<b>1,509.84</b>	<b>1,425.69</b>
<b>B. Finance costs</b>		
Interest on		
Rupee term loans	9,812.07	9,978.22
Unwinding of discount on account of vendor liabilities	206.35	141.77
<b>Total (B)</b>	<b>10,018.42</b>	<b>10,119.99</b>
<b>C. Depreciation and amortisation</b>	<b>52.42</b>	<b>54.95</b>
<b>D. Generation, administration &amp; other expenses</b>		
Power charges	-	-
Water charges	-	-
Rent	-	-
Repairs & maintenance	-	-
Buildings	-	-
Machinery	-	-
Others	13.18	-
License Fee	-	-
Communication expenses	-	-
Travelling expenses	-	-
Security expenses	-	-
Entertainment expenses	-	-
Books and periodicals	-	-
Professional charges and consultancy fee	-	-
Legal expenses	-	-
EDP Hire and other charges	-	-
Printing and stationery	-	-
Hiring of vehicles	-	-
Bank charges	-	-
Miscellaneous expenses	-	-
<b>Total (D)</b>	<b>13.18</b>	<b>-</b>
<b>E. Less: Other income</b>		
Contractors	-	-
Miscellaneous income	-	12.31
<b>Total (E)</b>	<b>-</b>	<b>12.31</b>
<b>Grand total (A+B+C+D-E)</b>	<b>11,593.86</b>	<b>11,588.32</b>

\* Carried to Capital work-in-progress - (note 3)



**32 Fair value measurements**

**a) Financial instruments by category**

All financial assets and liabilities viz. cash and cash equivalents, bank balances other than cash and cash equivalents, trade receivables, unbilled revenue, term loans, payable for capital expenditure, trade payables, interest accrued on borrowings, employee related liabilities, payable to related parties, deposits from contractors and suppliers and payable for expenses are measured at amortized cost.

**b) Fair value hierarchy**

This section explains the judgements and estimates made in determining the fair values of the financial instruments that are (a) recognised and measured at fair value and (b) measured at amortised cost and for which fair values are disclosed in the financial statements.

Financial instruments which are measured at amortized cost for which fair values are disclosed	Level 2		₹ Lakhs
	As at		As at
	31 March 2021		31 March 2020
<b>Financial liabilities:</b>			
Rupee Term Loan		4,05,011.67	549089.88
Payable for capital expenditure		665.33	1074.65
<b>Total</b>		<b>4,05,677.00</b>	<b>5,50,164.53</b>

Level 2: The fair value of financial instruments that are not traded in an active market is determined using valuation techniques which maximise the use of observable market data and rely as little as possible on entity specific estimates. If all significant inputs required to fair value an instrument are observable, the instrument is included in level 2.

**c) Fair value of financial assets and liabilities measured at amortised cost**

Fair value of financial liabilities measured at amortized cost	₹ Lakhs			
	As at 31 March 2021		As at 31 March 2020	
	Carrying amount	Fair value	Carrying amount	Fair value
Rupee term loans	3,82,142.29	4,05,011.67	5,44,909.96	5,49,089.88
Payable for capital expenditure	709.50	665.33	1,215.16	1,074.65
<b>Total</b>	<b>3,82,851.80</b>	<b>4,05,677.00</b>	<b>5,46,125.12</b>	<b>5,50,164.53</b>

The carrying amounts of short term cash and cash equivalents, bank balances other than cash and cash equivalents, trade receivables, unbilled revenue, trade payables, interest accrued on borrowings, employee related liabilities, payable to related parties, deposits from contractors and suppliers and payable for expenses are considered to be the same as their fair values, due to their short-term nature.

The fair values for Rupee term loans and payable for capital expenditure were calculated based on cash flows discounted using a current lending rate. They are classified as level 2 fair values in the fair value hierarchy due to the inclusion of unobservable inputs.

### 33 Financial risk management

The Company's principal financial liabilities comprise loans in domestic currency and payables for capital expenditure. The main purpose of these financial liabilities is to finance the Company's operations. The Company's principal financial assets include cash at bank and deposits with bank.

The Company is exposed to the following risks from its use of financial instruments:

- Market risk
- Credit risk
- Liquidity risk

This note presents information about the Company's exposure to each of the above risks, the Company's objectives, policies and processes for measuring and managing risk.

#### Risk management framework

The Company's activities makes it susceptible to various risks. The Company has taken adequate measures to address such concerns by developing adequate systems and practices. The Company's overall risk management program focuses on the unpredictability of markets and seeks to manage the impact of these risks on the Company's financial performance.

The Board of Directors has overall responsibility for the establishment and oversight of the Company's risk management framework.

The Company's risk management policies are established to identify and analyse the risks faced by the Company, to set appropriate risk limits and controls, and to monitor risks and adherence to limits. Risk management policies and systems are reviewed regularly to reflect changes in market conditions and the Company's activities.

#### a) Market risk

Market risk is the risk that changes in market prices, such as foreign exchange rates and interest rates will affect the Company's income or the value of its holdings of financial instruments. The objective of market risk management is to manage and control market risk exposures within acceptable parameters, while optimising the return. The Board of directors is responsible for setting up of policies and procedures to manage market risks of the company.

#### Interest rate risk

The Company is exposed to interest rate risk arising from long term borrowing with floating interest rate. The Company is exposed to interest rate risk because the cash flows associated with floating rate borrowing will fluctuate with changes in interest rate.

Refer note 15 for interest rate profile of the Company's interest-bearing financial instrument at the reporting date.

#### Cash flow sensitivity analysis for variable-rate instruments

A change of 100 basis points in interest rates at the reporting date would have increased (decreased) equity and profit or loss by the amounts shown below. This analysis assumes that all other variables remain constant. The analysis is performed on the same basis for the previous year.

Particulars	₹ Lakhs	
	Profit (Loss)	
	100 bp increase	100 bp decrease
<b>Rupee term loans</b>		
For the year ended 31 March 2021	(5,189.29)	5,189.29
For the year ended 31 March 2020	(4,845.17)	4,845.17

#### Currency risk

The Company executes import agreements for the purpose of purchase of capital goods. As per the CERC regulations, the gain/loss on account of exchange rate variations on all long term and short term foreign currency monetary items (up to COD) is recoverable from beneficiaries. Hence, the impact of strengthening or weakening of Indian rupee against USD and Euro on the statement of profit and loss would not be very significant.

The currency profile of financial liabilities as at 31 March 2021 and 31 March 2020 are as below:

Particulars	₹ Lakhs	
	As at	As at
	31 March 2021	31 March 2020
<b>Payable for capital expenditure</b>		
USD	155.34	238.63
EURO	5,017.44	7,166.96
<b>Total</b>	<b>5,172.78</b>	<b>7,405.59</b>



33 Financial risk management (continued)

b) Credit risk

Credit risk is the risk of financial loss to the Company if a customer or counterparty to a financial instrument fails to meet its contractual obligations resulting in a financial loss to the Company. Credit risk arises principally from trade receivables, loans & advances, cash & cash equivalents and deposits with banks and financial institutions.

**Trade receivables and unbilled revenue**

The Company primarily sells electricity to bulk customers comprising, mainly railways owned by central government and state electrical utilities owned by State Government. The risk of default in case of power supplied to these state owned companies is considered to be insignificant. Unbilled revenue primarily relates to the Company's right to consideration for work completed but not billed at the reporting date and have substantially the same risk characteristics as the trade receivables for the same type of contracts.

A default occurs when in the view of management there is no significant possibility of recovery of receivables after considering all available options for recovery.

**Cash and cash equivalents and Deposits with banks**

The company has banking operations with State Bank of India and Canara Bank which are scheduled banks. These banks have high credit rating and risk of default with these banks is considered to be insignificant.

(i) Exposure to credit risk

The carrying amount of financial assets represents the maximum credit exposure. The maximum exposure to credit risk at the reporting date was:

Particulars	₹ Lakhs	
	As at 31 March 2021	As at 31 March 2020
<b>Financial assets for which loss allowance is measured using Lifetime Expected Credit Losses (ECL)- Simplified approach</b>		
Trade Receivable	30,583.37	34,542.56
Other financial assets	21,592.62	20,433.47
<b>Financial assets for which loss allowance is measured using 12 months Expected Credit Losses (ECL)</b>		
Cash and cash equivalent	18,118.31	31,313.78
Other bank balances	1,147.39	882.50
<b>Total</b>	<b>71,441.69</b>	<b>87,172.31</b>

(ii) Provision for expected credit losses

**Financial assets for which loss allowance is measured using 12 month expected credit losses**

The company has assets where the counter- parties have sufficient capacity to meet the obligations and where the risk of default is very low. Hence based on historic default rates, the Company believes that, no impairment allowance is necessary in respect of above mentioned financial assets.

**Financial assets for which loss allowance is measured using life time expected credit losses**

The Company has customers (Railways and state government utilities) with capacity to meet the obligations and therefore the risk of default is negligible or nil. Further, management believes that the unimpaired amounts that are past due by more than 30 days are still collectible in full, based on historical payment behaviour and extensive analysis of customer credit risk. Hence, no impairment loss has been recognised during the reporting periods in respect of trade receivables.

(iii) Ageing analysis of trade receivables

Particulars	₹ Lakhs	
	As at 31 March 2021	As at 31 March 2020
<180 days past due	30,583.37	33,099.70
>180 days past due	-	1,442.86
<b>Total</b>	<b>30,583.37</b>	<b>34,542.56</b>

33 Financial risk management (continued)

c) Liquidity risk

Liquidity risk is the risk that the Company will encounter difficulty in meeting the obligations associated with its financial liabilities that are settled by delivering cash or another financial asset. The Company's approach to managing liquidity is to ensure, as far as possible, that it will always have sufficient liquidity to meet its liabilities when due, under both normal and stressed conditions, without incurring unacceptable losses or risking damage to the Company's reputation.

The Company has an appropriate liquidity risk management framework for the management of short, medium and long term funding and liquidity management requirements. The Company manages liquidity risk by maintaining adequate cash reserves, banking facilities and reserve borrowing facilities by continuously monitoring forecast and actual cash flows and matching the maturity profiles of financial assets and liabilities.

The Company's treasury department is responsible for managing the short term and long term liquidity requirements of the Company. Short term liquidity situation is reviewed daily by Treasury. The Board of directors has established policies to manage liquidity risk and the Company's treasury department operates in line with such policies. Any breaches of these policies are reported to the Board of Directors. Long term liquidity position is reviewed on a regular basis by the Board of Directors and appropriate decisions are taken according to the situation.

Typically the Company ensures that it has sufficient cash on demand to meet expected operational expenses for a period of 60 days, including the servicing of financial obligations, this excludes the potential impact of extreme circumstances that cannot reasonably be predicted, such as natural disasters.

(i) Financing arrangements

The company had access to the following undrawn borrowing facilities at the end of the reporting period:

Particulars	₹ Lakhs	
	As at 31 March 2021	As at 31 March 2020
Floating-rate borrowings		
Term loans	-	7,983.66
Working capital limit	13,192.00	24,225.00

(ii) Maturities of financial liabilities

The following are the contractual maturities of non-derivative financial liabilities, based on contractual cash flows:

As at 31 March 2021						₹ Lakhs
Particulars	3 months or less	3-12 months	1-2 years	2-5 years	More than 5 years	Total
Rupee Term Loan-from Banks	4,164.75	1,62,494.25	16,659.00	49,977.00	1,36,979.36	3,70,274.36
Rupee Term Loans -from others	2,890.50	8,671.50	11,562.00	34,686.00	1,04,057.93	1,61,867.93
Trade Payables	16,375.10	-	-	-	-	16,375.10
Payable for Capital Expenditure*	40,822.22	-	704.41	5.09	-	41,531.72
Interest accrued but not due on borrowings- Banks	-	-	-	-	-	-
Interest accrued but not due on borrowings-others	3,544.99	-	-	-	-	3,544.99
Deposits from contractors and others	73.23	-	-	-	-	73.23
Payable to NTPC	2,047.07	-	-	-	-	2,047.07
Payable to employees	1,745.81	-	-	-	-	1,745.81
Others	94.08	-	-	-	-	94.08
<b>Total</b>	<b>71,757.75</b>	<b>1,71,165.75</b>	<b>28,925.41</b>	<b>84,668.09</b>	<b>2,41,037.29</b>	<b>5,97,554.29</b>

As at 31 March 2020						₹ Lakhs
Particulars	3 months or less	3-12 months	1-2 years	2-5 years	More than 5 years	Total
Rupee Term Loan	9,197.94	27,593.82	36,791.76	1,10,375.27	3,60,951.18	5,44,909.97
Trade Payables	13,758.35	-	2.47	-	-	13,760.82
Payable for Capital Expenditure*	43,069.44	-	1,012.52	-	-	44,081.96
Interest accrued but not due on borrowings	6,282.72	-	-	-	-	6,282.72
Deposits from contractors and others	29.03	-	-	-	-	29.03
Payable to related parties	6,431.51	-	-	-	-	6,431.51
Payable to employees	904.91	-	-	-	-	904.91
Others	126.13	-	-	-	-	126.13
<b>Total</b>	<b>79,800.03</b>	<b>27,593.82</b>	<b>37,806.75</b>	<b>1,10,375.27</b>	<b>3,60,951.18</b>	<b>6,16,527.05</b>



**Bhartiya Rail Bijlee Company Limited**  
**Notes to the financial statements (continued)**

34 The Company has a system of obtaining periodic confirmation of balances from banks and other parties. There are no unconfirmed balances in respect of bank accounts and borrowings from banks & financial institutions. In addition, reconciliation with beneficiaries and other customers is generally done on quarterly basis. So far as trade/other payables and loans and advances are concerned, the balance confirmation letters with the negative assertion as referred in the Standard on Auditing (SA) 505 (Revised) 'External Confirmations', were sent to the parties. Some of such balances are subject to confirmation/reconciliation. Adjustments, if any will be accounted for on confirmation/reconciliation of the same, which in the opinion of the management will not have a material impact. In the opinion of the management, the value of assets, other than property, plant and equipment, on realisation in the ordinary course of business, will not be less than the value at which these are stated in the Balance Sheet.

**35 Disclosure as per Ind AS 21 'The Effects of Changes in Foreign Exchange Rates'**

The amount of exchange differences (net) recognised as loss in the Statement of Profit & Loss is ₹ 81.42 Lakhs (31 March 2020: ₹ 579.02 Lakhs).

**36 Disclosure as per Ind AS 23 'Borrowing Costs'**

Borrowing costs capitalised during the year is ₹ 10018.42 Lakhs (31 March 2020: ₹ 10119.99 Lakhs).

**37 Income taxes**

a) **Income tax expense**

Particulars	₹ Lakhs	
	For the year ended 31 March 2021	For the year ended 31 March 2020
<b>Current tax expense</b>		
Current year	5,859.80	5,068.29
Pertaining to Previous year	(3.71)	426.04
Pertaining to regulatory deferral accounts	(849.82)	(2,260.19)
	(A) <u>5,006.27</u>	<u>3,234.14</u>
<b>Deferred tax expense</b>	<b>60.97</b>	<b>(10,707.00)</b>
Origination and reversal of temporary differences		
Less: MAT credit entitlement	(5,006.27)	(2,808.10)
<b>Total deferred tax expense (B)</b>	<b>(4,945.30)</b>	<b>(13,515.10)</b>
<b>Income tax expense (C=A+B)</b>	<b>60.97</b>	<b>(10,280.96)</b>
Pertaining to regulatory deferral account balances		
<b>Total tax expense including tax on movement in regulatory deferral account balances</b>	<b>60.97</b>	<b>(10,280.96)</b>

b) **Reconciliation of tax expense and the accounting profit multiplied by India's domestic tax rate**

Particulars	₹ Lakhs	
	For the year ended 31 March 2021	For the year ended 31 March 2020
Profit before tax including movement in regulatory deferral account balances	28,674.33	15,565.37
Tax using the Company's domestic tax rate of 17.472% (31 March 2020 - 17.472%)	5,009.98	2,719.58
Tax effect of:		
Non-deductible tax expenses		88.51
Tax-exempt income		-
Foreign exchange differences		-
Adjustment on account of restatement		0
Previous year tax liability	(3.71)	426.04
Minimum alternate tax adjustments	(5,006.27)	(2,808.10)
Deferred tax Asset	60.97	(10,707.00)
<b>Total tax expense recognized in the statement of profit and loss</b>	<b>60.97</b>	<b>(10,280.96)</b>

c) The company has recognized deferred tax liability after adjustment of depreciation difference likely to be reversed during the tax holiday as Unit 1 of the company is eligible for tax holiday u/s 80IA of Income Tax Act, 1961.

d) The Company has recognised deferred tax asset of ₹ 4945.30 Lakhs, consisting of MAT credit of ₹ 5006.27 lakhs and reversal of Deferred Tax Asset of ₹ 60.97 lakhs on account of unabsorbed depreciation of ₹ 174.48 lakhs recognised in previous years.

- 38 As per Section 135 of the Companies Act, 2013 read with guidelines issued by Department of Public Enterprises, GOI, the Company is required to spend, in every financial year, at least two per cent of the average net profits of the Company made during the three immediately preceding financial years in accordance with its CSR Policy. The details of CSR expenses for the year are as under:

Particulars	₹ Lakhs	
	For the year ended 31 March 2021	For the year ended 31 March 2020
Amount required to be spent during the year	-	35.41
Amount spent during the year*	36.80	70.68

\*Amount spent on distribution of tri cycle, solar street light, umbrella, mosquito nets, bench and desk in school.

### 39 Related party disclosures

#### a) List of related parties:

##### (i) Parent company:

NTPC Limited

##### (ii) Entity having significant influence:

Ministry of Railways

##### (iii) Key managerial personnel (KMP):

Shri Ramesh Babu V ( w.e.f. 18-Aug-2020)

Non-executive Director

Shri A.K. Gupta (upto 17th Aug-2020)

Non-executive Director

Shri R.K. Jain (w.e.f. 16-Jul-18)

Non-executive Director

Shri Praveen Saxena ( w.e.f. 05-March-2021)

Non-executive Director

Shri Asit Kumar Mukherjee ( upto 28-Feb-2021)

Non-executive Director

Shri S. Narendra (upto 30-Apr-2020)

Non-executive Director

Ms. Renu Narang (w.e.f. 01-Sep-2019)

Non-executive Director

Shri P M Jeena ( w.e.f.01-Jun-2020)

Chief Executive Officer

Shri C Sivakumar (upto 31-May-2020)

Chief Executive Officer

Shri Amarendra Kumar (w.e.f. 13-Jan-2021)

Chief Finance Officer

Shri Manoj Srivastava (upto 07-Jan-2021)

Chief Finance Officer

Shri Vishal Garg (w.e.f. 30-Oct-17)

Company Secretary

##### (iv) Joint venture of parent company:

Utility Powertech Ltd

##### (v) Entities under the control of the same government:

The Company is a subsidiary of Central Public Sector Undertaking (CPSU) controlled by Central Government by holding majority of shares (refer note 13). Pursuant to Paragraph 25 & 26 of Indian Accounting Standard 24, entities over which the same government has control or joint control of, or significant influence, then the reporting entity and other entities shall be regarded as related parties. The Company has applied the exemption available for government related entities and have made limited disclosures in the financial statements. Such entities with which the Company has significant transactions include but not limited to Central Coalfields Ltd, BHEL Ltd., SAIL Ltd., Indian Oil Corporation Ltd., Bharat Petroleum Corporation Ltd., NBCC Ltd, PGCIL, Rites Limited, etc.

#### b) Transactions with the related parties are as follows:

Particulars	₹ Lakhs	
	For the year ended 31 March 2021	For the year ended 31 March 2020
<b>(i) Transaction with parent company NTPC Limited</b>		
Consultancy services received	620.22	392.59
Equity contribution received	0	5,299.77
Equity shares issued	3,227.69	14,231.10
Deputation of Employees	1,856.13	1712.35
Final Dividend paid for 2019-20	10147.98	
Interim Dividend paid for 2020-21	8880.00	
<b>(ii) Transaction with entity having significant influence- Ministry of Railways</b>		
Sale of energy	1,98,374.68	1,96,830.44
Equity contribution received		6,134.00
Equity shares issued	1,134.00	5,000.12
Deputation of Employees	0	28.29
Final Dividend paid for 2019-20	3565.50	
Interim Dividend paid for 2020-21	3120.00	
<b>(iii) Compensation to key managerial personnel</b>		
Short term employee benefits	143.16	99.27
Post employment benefits	45.00	25.82



39 Related party disclosures (continued)

Particulars	₹ Lakhs	
	For the year ended 31 March 2021	For the year ended 31 March 2020
<b>(iv) Transactions with joint venture of parent company</b>		
Utility Powertech Ltd (Operation and maintenance services)	1,858.06	1,681.10
<b>(v) Transactions with the related parties under the control of the same government</b>		
BHEL Ltd (Procurement & erection of plant & machinery)	9,838.80	6,699.30
Rites Limited (deposit Work for Coal transportation system)	912.16	2,617.51
Power Grid Corporation Of India Ltd (transmission charges paid)	2,096.82	3,882.07
National Buildings Construction Corporation Ltd (civil construction)	777.88	1,649.17
The Oriental Insurance Company Ltd (insurance services)	947.29	969.39
Central Coalfields Ltd (purchase of coal)	62,073.14	73,739.33
Hindustan Petroleum Corporation Ltd (purchase of fuel)	927.34	194.16
SAIL Ltd (purchase of capital goods)	765.72	875.98
BEML Ltd (purchase of capital goods)	78.26	283.36
Indian Oil Corporation Limited (purchase of fuel)	725.50	686.87
HMT Machine Tools Limited (purchase of capital goods)		202.49
Bharat Petroleum Corporation Limited (purchase of fuel)	864.33	1,240.53
MSTC LTD (consultancy services)	8.85	5.31

c) Outstanding balances with related parties are as follows:

Particulars	As at	
	31 March 2021	31 March 2020
Amount payable to parent company- NTPC Ltd	2,471.99	6,431.51
Amount payable to joint venture of parent company- Utility Powertech Ltd	192.12	334.59
Amount receivable from Ministry of Railways for sale of energy	26,070.04	20,262.74

d) Terms and conditions of transactions with the related parties

(i) Transactions with the related parties are made on normal commercial terms and conditions and at market rates.

(ii) The Company is assigning jobs on contract basis, for sundry work in plant to M/s Utility Powertech Ltd (UPL), a 50:50 joint venture between NTPC Limited and Reliance Infrastructure Ltd. UPL inter-alia undertakes jobs such as overhauling, repair, refurbishment of various mechanical and electrical equipments of plant. The Company has entered into Power Station Maintenance Agreement with UPL from time to time. The rates are fixed on cost plus basis after mutual discussion and after taking into account the prevailing market conditions.

(iii) NTPC Limited is seconding its personnel to the company as per the terms and conditions agreed between the companies, which are similar to those applicable for secondment of employees to other companies and institutions. The cost incurred by NTPC Limited towards superannuation and employee benefits are recovered from the company.

40 Disclosure as per Ind AS 37 'Provisions, Contingent Liabilities and Contingent Assets'

a) Movements in provisions:

Particulars	₹ Lakhs	
	For the year ended 31 March 2021	For the year ended 31 March 2020
<b>Provisions for obligations incidental on land acquisition</b>		
Carrying amount at the beginning of the year	16,685.84	16,943.25
Add: Additions during the year	-	0.20
Less: Amounts used during the year	461.04	257.61
<b>Carrying amount at the end of the year</b>	<b>16,224.80</b>	<b>16,685.84</b>

**Provisions for leave encashment**

Particulars	₹ Lakhs	
	For the year ended 31 March 2021	For the year ended 31 March 2020
<b>Provisions for leave encashment</b>		
Carrying amount at the beginning of the year	8.65	1.02
Add: Additions during the year	16.93	7.63
Less: Amounts used during the year	-	-
<b>Carrying amount at the end of the year</b>	<b>25.58</b>	<b>8.65</b>

Particulars	₹ Lakhs	
	For the year ended 31 March 2021	For the year ended 31 March 2020
<b>Provision for Shortages in property, plant and equipment</b>		
Carrying amount at the beginning of the year	-	-
Add: Additions during the year	6.03	-
Less: Amounts used during the year	-	-
<b>Carrying amount at the end of the year</b>	<b>6.03</b>	<b>-</b>

b) Provision for obligations incidental to land acquisition includes expenditure on rehabilitation & resettlement (R&R) including the amounts payable to the project affected persons (PAPs) towards land, expenditure for providing community facilities and expenditure in connection with environmental aspects of the project. Company has estimated the provision based on the Rehabilitation Action Plan (RAP) approved by the board/competent authority. The outflow of said provision is expected to be incurred immediately on fulfilment of conditions by the land oustees/ receipts of directions of the local/government authorities.

**c) Sensitivity of provisions**

The assumptions made for provisions relating to current period are consistent with those in the earlier years. The assumptions and estimates used for recognition of such provisions are qualitative in nature and their likelihood could alter in next financial year. It is impracticable for the company to compute the possible effect of assumptions and estimates made in recognizing these provisions.

**40 Disclosure as per Ind AS 37 'Provisions, Contingent Liabilities and Contingent Assets' (continued)**

**d) Contingent liabilities**

**CAPITAL WORKS**

- (i) The work 'Contract for Electrical equipments supply & erection package' was awarded to a contractor. The Contractor demanded compensation of ₹ 3,29,57,995/- on account of extended stay, overhead expenses and reimbursement of expenses incurred for establishing Temporary structure for beyond the original contract period. As per the company's contention claim is not tenable.
- (ii) The work 'Contract for Air Conditioning System Package' was awarded to a contractor. The Contractor demanded compensation of ₹ 6,92,54,304.93/- from BRBCL on account of supply of material /Erection & Installation / Escalation towards supply works carried out further after expiry of contractual period. Additional cost incurred during prolongation period of more than 4 years and Invocation and encashment of performance Bank Guarantees and interest there on for beyond the original contract period. As per the BRBCL contention claim is not tenable.
- (iii) The work Contract for Coal unloading and Transportation was awarded to a Contractor. During the execution of work the agency has quoted lower rate in new open tender process. During the contract period the Contractor had not made payment to sub vendor's dues. As per request of sub vendor withhold the final bill of Contractor by BRBCL and in this bill BRBCL prepared DD in favour of Agency. Same was intimated the Agency. Now the agency has filed a claim of ₹ 4,26,87,476/- in arbitration. As per BRBCL contention claim is not tenable.
- (iv) The work 'Contract for Ash Water Recycle System: package' was awarded to a contractor. On failure to honour the contract leading to inordinance delay in completion of contract, BRBCL had invoked Contract Performance Bank Guarantee and Advance Bank Guarantee as per contract terms. The Contractor has gone for arbitration invoking arbitration under general condition of contract. The Contractor demanded compensation of ₹ 4,16,66,389/- on account of Encashed Bank Guarantee, Contractual retention money, overhead expenses, Loss of profit etc. As per the company's contention claim is not tenable.

**TAX AUTHORITIES**

- (v) Demand notice received for VAT from the Commercial Tax Office, Aurangabad, Bihar for ₹ 48,27,518/- on account of tax, penalty and interest under the Bihar VAT Act, 2005 for the FY 2015-16 on 25th April 2017. Memorandum of appeal filled by company on 3rd December 2019 with Commissioner of Commercial Taxes, Patna & the case is under consideration.
- (vi) Notice received for entry tax from the Commercial Tax Office, Aurangabad, Bihar by which department claimed that company has purchased Iron & steel from outside the state using D-IX form of total ₹ 13,62,60,197/- for financial year 2016-17 & 2017-18. While company has paid entry tax @5% on iron & steel purchased of total ₹ 59,89,09,912/-, notice has been served to consider entry tax @ 8% as per rule 17 of entry tax act, tax payable on electrical goods, implements, apparatus and appliance including electrical fittings and all other machineries, device used in generation of electricity Considering all the aforesaid notices. Contingent liability for differential entry tax work out to be ₹ 1,38,79,491. This matter is pending at DCCT, Aurangabad.
- (vii) A demand-cum-show cause notice ref V(15)254/SCN/BRBCPL/Abd/Gaya/20-21/261 dt.13.03.2021 from the Assistant Commissioner, CGST & CX, Division-Gaya received in which an amount of Rs.43,11,838/- towards short payment of Service Tax on various services has been demanded for the Financial Year 2015-16. A reply alongwith supporting documents has been sent to the Assistant Commissioner appealing that service tax due on the captioned services has been fully paid and hence the demand is not tenable.



**Bhartiya Rail Bijlee Company Limited**  
**Notes to the financial statements (continued)**

- (viii) A demand-cum-show cause notice ref C.No.V(15)255/SCN/BRBCPL-2/Abd/Gaya/20-21/288 dt.18.03.2021 from the Assistant Commissioner, CGST & CX, Division-Gaya was received in which an amount of Rs.27,30,485/- towards short payment of Service Tax on various services has been demanded for the Financial Year 2016-17. A reply alongwith supporting documents has been sent to the Assistant Commissioner appealing that service tax due on the captioned services has been fully paid and the demand is not tenable.
- (ix) Notice received from the Joint Commissioner of State Tax, Aurangabad Circle, Aurangabad levying 3 times of applicable VAT on Rs.4,38,72,238/- for the transactions against issue of Form D-X. In reality, the transactions considered by the Tax Authorities are of the Plant & Machineries sent outside Bihar for repair work which have been returned to the Company after repair. As such, no levy of tax is to be considered on these transactions. Considering the fact, an appeal has been made on 03.03.2021 not to levy any tax/penalty in the matter. Approx VAT amount comes to Rs.66,44,836/-.

**DEMAND BY NGT**

- (x) Environmental Compensation liability of Rs 6,08,13,000/- for non compliance of environmental norms. Based on the National Green Tribunal (NGT) order Thermal Power Stations are required to meet the environment norms of Ash Utilisation, for non compliance of Ash Utilisation norms the Power Stations are required to pay environment compensation cess.

**41 Information in respect of micro and small enterprises as required by Micro, Small and Medium Enterprises Development Act, 2006:**

Particulars	₹ Lakhs	
	As at 31 March 2021	As at 31 March 2020
a) Amount remaining unpaid to any supplier:		
Principal amount	1,649.02	1,305.42
Interest due thereon		
b) Amount of interest paid in terms of Section 16 of the MSMED Act along-with the amount paid to the suppliers beyond the appointed day.		
c) Amount of interest due and payable for the period of delay in making payment (which have been paid but beyond the appointed day during the year) but without adding the interest specified under the MSMED Act.		
d) Amount of interest accrued and remaining unpaid		
e) Amount of further interest remaining due and payable even in the succeeding years, until such date when the interest dues as above are actually paid to the small enterprises, for the purpose of disallowances as a deductible expenditure under Section 23 of MSMED Act		

**42 Disclosure as per Ind AS 116 'Leases'**

**(A) Transition to Ind AS 116**

- a) On transition to Ind AS 116, Lease hold Land amounting to ` 73.04 Lakh have been reclassified and presented as Right-of-use assets as on 01.04.2019
- b) **Leases previously accounted for as operating leases:**  
The Company recognised short-term leases with lease terms that end within 12 months of the date of initial application.
- i. **Leases as lessee:**  
The Company does not have any significant leasing arrangements.

**a) The following are the amounts recognised in profit or loss:**

(₹ Lakhs)

Particulars	For the year ended 31 March 2021
Expense relating to short-term leases	7.23
Depreciation expense for right-of-use assets	3.28
<b>Total Amount recognised in profit &amp; Loss</b>	<b>10.52</b>

**e) The following are the amounts disclosed in the cash flow statement:**

Particulars	For 31st March 2021
Cash Outflow from leases	7.23

**43 Regulatory deferral accounts**

**a) Nature of rate regulated activities**

The Company is mainly engaged in generation and sale of electricity. The price to be charged by the Company for electricity sold to its customers is determined by the CERC which provides extensive guidance on the principles and methodologies for determination of the tariff for the purpose of sale of electricity. The tariff is based on allowable costs like interest, depreciation, operation & maintenance expenses, etc. with a stipulated return.

This form of rate regulation is known as cost-of-service regulations which provide the Company to recover its costs of providing the goods or services plus a return.

The Company is eligible to apply Ind AS 114 Regulatory Deferral Accounts. The standard permits an eligible entity to continue recording GAAP

b) **Recognition and measurement**

As per the CERC Tariff Regulations, any gain or loss on account of exchange risk variation during the construction period shall form part of the capital cost till the declaration of Commercial Operation Date (COD) to be considered for calculation of tariff. Accordingly, exchange difference arising during the construction period is within the scope of Ind AS 114.

In view of the above, exchange differences arising from settlement/translation of monetary item denominated in foreign currency to the extent recoverable from or payable to the beneficiaries in subsequent periods as per CERC Tariff Regulations are recognized on an undiscounted basis as 'Regulatory deferral account debit/credit balance' by credit/debit to 'Movements in Regulatory deferral account balances' during construction period and adjusted from the year in which the same becomes recoverable from or payable to the beneficiaries.

c) **Risks associated with future recovery of rate regulated assets:**

- i) demand risk due to changes in consumer attitudes, the availability of alternative sources of supply
- ii) regulatory risk on account of changes in regulations and submission or approval of a rate-setting application or the entity's assessment of the expected future regulatory actions
- iii) other risks including currency or other market risks, if any.

d) **Reconciliation of the carrying amounts:**

Regulatory asset/(liability) recognized in the books to be recovered from or payable to beneficiaries in future periods are as follow:

Particulars	₹ Lakhs	
	As at 31 March 2021	As at 31 March 2020
Opening regulatory deferral account debit/(credit) balance	(12,940.68)	(4.61)
Addition during the year	(4,863.88)	(12,936.07)
Recovery / payment during the year		
<b>Closing regulatory deferral account debit/(credit) balance</b>	<b>(17,804.56)</b>	<b>(12,940.68)</b>

\*Above balances have not been discounted.

43 **Regulatory deferral accounts (continued)**

- d) Tax expense/(saving) pertaining to regulatory deferral account balances (849.82) (2,260.19)
- e) The Company expects to recover the carrying amount of regulatory deferral account debit balance over a period of 10 years.

44 **Capital management**

The Company's objectives when managing capital are to safeguard its ability to continue as a going concern, so that it can continue to provide returns for shareholders and benefits for other stakeholders and maintain an appropriate capital structure of debt and equity.

The Board of Directors has the primary responsibility to maintain a strong capital base and reduce the cost of capital through prudent management of deployed funds and leveraging opportunities in domestic and international financial markets so as to maintain investor, creditor and market confidence and to sustain future development of the business.

The Company monitors capital, using a medium term view of three to five years, on the basis of a number of financial ratios generally used by industry and by the rating agencies. The Company is not subject to externally imposed capital requirements.

The Company monitors capital using gearing ratio which is net debt divided by total equity. Net debt comprises of long term and short term borrowings less cash and cash equivalent. Equity includes equity share capital and reserves that are managed as capital. The gearing ratio at the end of the reporting periods was as follows:

Particulars	₹ Lakhs	
	As at 31 March 2021	As at 31 March 2020
Total liabilities	5,35,687.28	5,51,192.68
Less : Cash and cash equivalent	18,118.31	31,313.78
<b>Net debt</b>	<b>5,17,568.97</b>	<b>5,19,878.90</b>
<b>Total equity</b>	<b>2,77,013.18</b>	<b>2,74,279.42</b>
<b>Net debt to equity ratio</b>	<b>1.87</b>	<b>1.90</b>

45 **Earnings per share**

Particulars	₹ Lakhs	
	For the year ended 31 March 2021	For the year ended 31 March 2020
a) <b>Profit attributable to equity shareholders [A]</b>		
From operations including regulatory deferral account balances	28,247.92	25,846.33
Less: From regulatory deferral account balances	(5,713.70)	(12,936.07)
From operations excluding regulatory deferral account balances	<b>33,961.62</b>	<b>38,782.40</b>



**Bhartiya Rail Bijlee Company Limited**  
Notes to the financial statements (continued)

b) Basic earnings per share

**Weighted average number of equity shares for basic earnings per share [B]**

Opening balance of issued equity shares	2,35,38,44,613	2,16,15,32,490
Effect of shares issued during the year, if any	3,28,62,066.78	3,01,35,115.00
<b>Weighted average number of equity shares</b>	<b>2,38,67,06,680</b>	<b>2,19,16,67,605</b>

**Basic earnings per share [A / B]**

From operations including regulatory deferral account balances	1.18	1.18
Less: From regulatory deferral account balances	(0.24)	(0.59)
From operations excluding regulatory deferral account balances	<b>1.42</b>	<b>1.77</b>

c) Diluted earnings per share

**Weighted average number of equity shares for diluted earnings per share [C]**

Opening balance of issued equity shares	2,35,38,44,613	2,16,15,32,490
Effect of shares issued during the year, if any	3,28,62,066.78	3,01,35,115.00
<b>Weighted average number of equity shares</b>	<b>2,38,67,06,680</b>	<b>2,19,16,67,605</b>

**Diluted earnings per share [A / C]**

From operations including regulatory deferral account balances	1.18	1.18
Less: From regulatory deferral account balances	(0.24)	(0.59)
From operations excluding regulatory deferral account balances	<b>1.42</b>	<b>1.77</b>

d) Nominal value per share (in ₹)

10.00 10.00

**Final Dividend**

The Board of Directors in its meeting held on 14.06.2021 declared final dividend of Rs.20.00 Crs for FY 2020-21 in addition to Interim dividend of Rs.120.00 Cr already paid for FY 2020-21 subject to approval of Shareholders in the next AGM.

**46 Revenue from contracts with customers**

a) Nature of goods and services

The Company is involved in the generation and sale of bulk power to Railways and state power utilities. In the opinion of the management, there is only one reportable segment ("Generation of Electricity"). Sale of electricity is generally made pursuant to long-term Power Purchase Agreements (PPAs) entered into with the beneficiaries.

**Nature, timing of satisfaction of performance obligations and significant payment terms**

The Company recognises revenue from contracts for energy sales over time as the customers simultaneously receive and consume the benefits provided by the Company. The tariff for computing revenue from energy sales is determined in terms of CERC Regulations as notified from time to time. The amount of revenue recognised for energy sales is adjusted for variable consideration, wherever applicable, which are estimated based on the historical data available with the Company. The amounts are billed on a monthly basis and invoices are payable within contractually agreed credit period.

b) Disaggregation of revenue

In the following table, revenue is disaggregated by customer and timing of revenue recognition:

Particulars	₹ Lakhs	
	For the year ended 31 March 2021	For the year ended 31 March 2020
<b>Customer</b>		
Railways	1,98,374.68	1,96,830.44
Others	20,242.59	32,530.53
<b>Total</b>	<b>2,18,617.27</b>	<b>2,29,360.97</b>
<b>Timing of revenue recognition</b>		
Over time	2,18,617.27	2,29,360.97
At a point in time	0	0
<b>Total</b>	<b>2,18,617.27</b>	<b>2,29,360.97</b>

\* The Company has initially Ind AS 115 using the cumulative effect method. Under this method, the comparative information is not restated.

c) Contract balances

Contract assets are recognised when there is excess of revenue earned over billings on contracts. Contract assets are classified as unbilled revenue (only act of invoicing is pending) when there is unconditional right to receive cash, and only passage of time is required, as per contractual terms. The advances from customers are recognised when the consideration received from the customers which are referred as 'advances from customers'.

The following table provides information about trade receivables and unbilled revenue from contracts with customers:

Particulars	₹ Lakhs	
	As at 31 March 2021	As at 31 March 2020
Trade receivables	30,583.37	34,542.56
Unbilled revenue	21,572.56	20,433.47

During the year ended 31 March 2021, 20433.47 Lakhs of unbilled revenue as of 1 April 2020 has been reclassified to trade receivables upon billing to customers as per payment terms defined in respective agreements. There is no other significant change in the contract balance during the year ended 31 March 2021.

d) Reconciliation of revenue recognised with contract price:

Particulars	₹ Lakhs	
	For the year ended 31 March 2021	
Contract price		
Adjustments for:		2,19,032.27
Rebates		(415.00)
Revenue recognised		2,18,617.27

e) Applying the practical expedients as given in Ind AS 115:

- i) The Company does not expect to have any contracts where the period between the transfer of the promised goods or services to the customer and payment by the customer exceeds one year. As a consequence, the Company does not adjust any of the transaction prices for
- ii) The Company has not disclosed the remaining performance obligation related disclosures for contracts where the revenue recognized corresponds directly with the value to the customer of the entity's performance completed to date.

f) The Company has not incurred any incremental costs of obtaining contracts with a customer and therefore, not recognised an asset for such capitalised costs.

g) There is no impact on account of adoption of Ind AS 115 by the Company as compared to Ind AS 18.

47 Operating segment

The Company's Board of Directors have been identified as the Chief Operating Decision Maker ('CODM'). In the opinion of the management, there is only one reportable segment ("Generation of Electricity"). Accordingly, no separate disclosure for segment reporting is required to be made in the financial statements of the Company. Further, the Company operates only in one geographical segment which is India.

Entity wide disclosures

a) Information about products and services

The Company is involved in the generation and sale of bulk power to Indian Railways and State Power Utilities.

b) Information about geographical areas

The entire sales of the Company are made to customers which are domiciled in India. Also, all the non-current assets of the Company are located in India.

c) Information about major customers (from external customers)

Revenue of approximately Rs 198374.68299 Lakhs (31 March 2020: 196830.44 Lakhs) are derived from single external customer (Ministry of Railways) accounting for more than 10 per cent of total revenue of the Company

48 Certain contracts of the company for construction of power plants with vendors awarded through ICB (International competitive bidding) which are denominated in third currency (i.e. a currency which is not the functional currency of any of the parties to the contract) are falling under the purview of guidance provided as per Ind AS 109, 'Financial instruments' on derivatives and embedded derivatives. NTPC Limited (Promoter Company) has sought opinion from the Expert Advisory Committee (EAC) constituted by Institute of Chartered Accountants of India on the above matter. On receipt of opinion / clarification from EAC, company will account for such contracts.


49 COVID-19 disclosure


- a) The Company is in the business of generation and sale of electricity which is an essential service as emphasized by MOP, GOI. During the outbreak of COVID-19, the Company has ensured the availability of its power plants to generate power and has continued to supply power during the period of lockdown. In line with the directions of MOP dated 15 & 16 May 2020, issued in accordance with the announcement of GOI under the Atmanirbhar Bharat Special Economic and Comprehensive package, to allow a rebate of between 20%-25% on the capacity charges during the lock down period subject to approval of the Board, an amount of ` Rs 4.20 crore has been approved by the Board, to be allowed during the year 2020-21. Accordingly an amount of Rs 1.91 Crores & Rs 2.24 Crore has been allowed as a rebate to North Bihar and South Bihar Discoms respectively.





- b) CERC issued an order dated 3 April 2020 whereby it was directed that Late Payment Surcharge (LPSC) shall apply at a reduced rate of 12% p.a. instead of the normal rate of 18% p.a. on the payments becoming overdue during the period from 24 March 2020 to 30 June 2020 to contain the impact of COVID-19. Further, GOI has notified Electricity (Late Payment Surcharge) Rules, 2021 on 22 February 2021. These rules envisage that base rate of LPSC to be considered as SBI one year MCLR, as on 1 April of the financial year, plus five percent. The rate of LPSC shall be increased by 0.5 percent for every month of delay, provided that the LPSC shall not be more than 3 percent higher than the base rate at any time.
- c) Further, under the Atmanirbhar Bharat package, the Company has deferred the capacity charges to DISCOMS for the lockdown period for the power not scheduled to be payable without interest after the lock down period in three equal monthly installments. The impact on profit for the year due to the reduction in LPSC rate and deferment of capacity charges, is not material.
- d) The demand for power is continuously increasing with increase in economic activities in the Country, although demand may get impacted in short term due to lock downs in certain parts of the country. The Management does not anticipate any material medium to long-term impact on the financial position of the Company. The Company will continue to closely monitor any material changes to the future economic conditions and take appropriate remedial measures as needed to respond to the Covid related risks, if any.

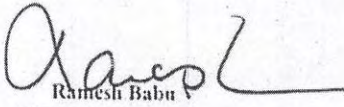
For and on behalf of the Board of Directors

  
Vishal Garg  
C.S.  
Place:


  
Amarendra Kumar  
C.F.O  
Place: Nabinagar

  
P M Jena  
C.E.O  
Place: Nabinagar

  
R.N. Jain  
Director  
Place:

  
Ramesh Babu  
Chairman  
Place:

For Chamaria & Co.  
Chartered Accountants



Sunil Kumar Chamaria  
Partner  
Membership No. : 094316  
Firm Reg. No.: 514619C  
Place : Nabinagar  
Dated : 17/1 June 2021

